

TECHNICAL WHEEL GUIDE 2024

STOCK



UNIQUE



**BLACK
ROCK®**

UNIQUEWHEEL.COM

CRAGARWHEEL.COM

BLACKROCKWHEELS.COM



PROPOSITION 65

California's Proposition 65, also known as the Safe Drinking Water and Toxic Enforcement Act of 1986, requires the Governor of California to publish a list of chemicals known by the state to cause cancer, birth defects or other reproductive harm. The complete list of Prop 65 chemicals is available here:

http://www.oehha.ca.gov/prop65/prop65_list/Newlist.html

This notice is intended to warn Carlstar's customers that some products distributed by the Carlstar Group in California contain chemicals that are included on California's Prop 65 list. Such products include:

Tires	alpha-styrene, butadiene, cadmium, carbon black	cancer / reproductive harm
Wheels	cadmium, beryllium, hexavalent chromium	cancer / reproductive harm
Valve Stems	carbon black	cancer
Sealant	ethylene glycol	reproductive harm

which is [are] known to the State of California to cause both cancer and birth defects or other reproductive harm. For more information go to **www.P65Warnings.ca.gov**.

The Carlstar Group has chosen to provide this warning based on its knowledge about the presence of one or more Prop 65 chemicals in its products. The Carlstar Group has not attempted to evaluate the level of possible exposure. Products distributed by the Carlstar Group may contain listed chemicals at levels that are below the Proposition 65 level of concern, or could even be zero. Out of an abundance of caution, the Carlstar Group has elected to place the Proposition 65 warning notification on all its products that contain chemicals identified on California's Prop 65 list.

TABLE OF CONTENTS

CRAGAR WHEEL COLLECTION	
CRAGAR SERIES 08/61 S/S SUPER SPORT	6
CRAGAR SERIES 61C S/S SUPER SPORT	7
CRAGAR SERIES 313 SMOOTHIE	8
CRAGAR SERIES 310 NOMAD WHITE	9
CRAGAR SERIES 32 KEYSTONE KLASSIC	9
CRAGAR SERIES 342 BLACK "D" WINDOW	10
CRAGAR SERIES 344 SILVER RALLY	11
CRAGAR SERIES 390C STREET PRO	11
CRAGAR SERIES 365 V-5	12
CRAGAR SERIES 397 BLACK SOFT 8	12
CRAGAR SERIES 401C GOLF CART S/S	13
LUG NUTS BY WHEEL	14
ACCESSORIES BY NUMBERS	15

BLACK ROCK WHEEL COLLECTION	PAGE
BLACK ROCK SERIES 929 BLACK JACK	18
BLACK ROCK SERIES 942 TYPE D	19
BLACK ROCK SERIES 997 TYPE 8	20
CENTER CAPS ALUMINUM WHEELS	22
CENTER CAPS STEEL WHEELS	22

UNIQUE WHEEL COLLECTION	PAGE
UNIQUE SERIES 21 VW WHITE 8-SPOKE	24
UNIQUE SERIES 21 WHITE 8-SPOKE	24
UNIQUE SERIES 42 BLACK "D" WINDOW	25
UNIQUE SERIES 81 VW WHITE BAJA	26
UNIQUE SERIES 144 SILVER RALLY	26
UNIQUE SERIES 177 SUPER SUPREME	27
UNIQUE SERIES 297 BLACK SOFT 8	27
UNIQUE WHEEL ACCESSORIES	29



Built for Real American Muscle™



CRAGAR WHEELS

WWW.CRAGARWHEEL.COM

CRAGAR SERIES 08/61 S/S SUPER SPORT

CONSTRUCTION: 2-Piece Composite - Steel Rim with Aluminum Center

FIT: Uni-Lug

FINISH: Chrome

OFFSET: RWD

LUG NUT: Mag lugs nuts with Cragar washers. Sold separately

CAP: Included



15" Wheel

PART #	ITEM #	RIM SIZE (IN.)	BOLT PATTERN (IN.)	OFFSET (MM.)	REAR SPACING (IN.)	CENTER BORE (IN.)	LUG NUT TYPE	LOAD RATING (LBS)	SHIPPING WEIGHT (LBS)	CAP #
08060**	1425793402B	14x6	5 x 4.0	-3	3 3/8	2.82	Mag	1580	21	A-09080
61614	1425728402B	14x6	5 x 4.5, 4.75, 5.0	-3	3 3/8	3.58	Mag	1580	21	A-09090
08070**	1425857402B	14x7	5 x 4.0	3	4 1/8	2.82	Mag	1580	23	A-09080
61714	1425817402B	14x7	5 x 4.5, 4.75, 5.0	3	4 1/8	3.58	Mag	1580	23	A-09090
08415	1525885402B	15x4.5	5x4.5, 4.57, 5.0	-19	2	3.58	Mag	1580	20	A-09090
08050	1526270402B	15x6	5 x 5.5	0	3 1/2	3.58	Mag	1580	24	A-09090
61615	1526189402B	15x6	5 x 4.5, 4.75, 5.0	-3	3 3/8	3.58	Mag	1580	24	A-09090
08765*	1526449402B	15x7	5 x 5 (14mm)	3	4 1/8	3.57	Mag	1580	26	A-09090
08750	1526481402B	15x7	5 x 5.5	0	4	3.58	Mag	1580	26	A-09090
61754**	1526461402B	15x7	5 x 4.0	3	4 1/8	2.82	Mag	1580	26	A-09080
61715	1526330402B	15x7	5 x 4.5, 4.75, 5.0	3	4 1/8	3.58	Mag	1580	26	A-09090
08865*	1526738402B	15x8	5 x 5 (14mm)	-6	4 1/4	3.57	Mag	1580	28	A-09090
08850	1526776402B	15x8	5 x 5.5	-13	4	3.58	Mag	1580	28	A-09090
61854**	1526753402B	15x8	5 x 4.0	-6	4 1/4	2.82	Mag	1580	28	A-09080
61815	1526581402B	15x8	5 x 4.5, 4.75, 5.0	-6	4 1/4	3.58	Mag	1580	28	A-09090
08155	1526012402B	15x10	5 x 5.5	-32	4 1/4	3.58	Mag	1580	34	A-09090
08165*	1525984402B	15x10	5 x 5 (14mm)	-32	4 1/4	3.57	Mag	1580	34	A-09090
61015	1525909402B	15x10	5 x 4.5, 4.75, 5.0	-32	4 1/4	3.58	Mag	1580	34	A-09090
61215	1526081402B	15x12	5 x 4.5, 4.75, 5.0	-51	4 1/2	3.58	Mag	1580	36	A-09090
61415	1526116402B	15x14	5 x 4.5, 4.75, 5.0	-76	4 1/2	3.58	Mag	1580	38	A-09090
08/61 SERIES S/S SUPER SPORT REVERSED RIM										
61616	1425726402B	14x6	5 x 4.5, 4.75, 5.0	-38	2	3.58	Mag	1580	21	A-09090
61717	1526327402B	15x7	5 x 4.5, 4.75, 5.0	-44	2 1/4	3.58	Mag	1580	26	A-09090
61817	1526576402B	15x8	5 x 4.5, 4.75, 5	-51	2 1/2	3.58	Mag	1580	26	A-09090
08852	1526775402B	15x8	5 x 5.5	-51	2 1/2	3.58	Mag	1580	28	A-09090
08152	1526011402B	15x10	5 x 5.5	-44	3 3/4	3.58	Mag	1580	34	A-09090
61017	1525906402B	15x10	5 x 4.5, 4.75, 5.0	-44	3 3/4	3.58	Mag	1580	34	A-09090

LUG NUTS

PART #	DESCRIPTION	PACK QTY
.605 SHANK MAG STYLE LUG NUTS & WASHERS - 5x5.5 BOLT CIRCLE		
A-09603-4	1/2 RH with center hole washers .684 Diameter	4
A-09607-4	1/2 LH with center hole washers .684 Diameter	4
.767 SHANK MAG STYLE LUG NUTS & WASHERS - 5x4 BOLT CIRCLE 11/16 HEAD SIZE		
A-09004-4	7/16 LH with center hole washers .592 Diameter	4
A-09005-4	7/16 RH with center hole washers .592 Diameter	4
.800 SHANK MAG STYLE LUG NUTS & WASHERS - 5x4.5, 4.75, 5 BOLT CIRCLE		
A-27721-4	7/16 RH with center hole washers .684 Diameter	4
A-27723-4	1/2 RH with offset washers .684 Diameter	4
A-27727-4	1/2 LH with offset washers .684 Diameter	4
A-27780-4	1/2 RH with center hole washers .684 Diameter	4
A-27792-4	7/16 RH with offset hole washers .684 Diameter	4
A-27846-4	14mm-1.50 with center hole washers .750 Diameter	4
A-27732-4	12mm-1.25 RH with center & offset hole washers .684 Diameter	4
A-27733-4	12mm-1.50 RH with center & offset hole washers .684 Diameter	4

CAPS & SPINNERS

A-09080	Cap S/S BVD 5x4 only	1
A-09090	Cap S/S 5x4.5, 4.75, 5, 5.5	1
A-09095-2	Spinner S/S	2

WARNING! *08765, 08865 and 08165 wheels are for vehicles requiring 14mm lug nuts only. These wheel part numbers will not fit vehicles that require 1/2" lugs.

** 08060, 08070, 61754, 61854 must use special .592" diameter mag shank lugs, part# A-09004-4 & A-09005-4.

CRAGAR SERIES 61C S/S SUPER SPORT

CONSTRUCTION: 2-Piece Composite - Steel Rim with Aluminum Center

FIT: Direct Fit

FINISH: Chrome

OFFSET: RWD

LUG NUT: Conical seat or bulge seat lug nuts. Sold separately

CAP: Included



17" Wheel

PART #	ITEM #	RIM SIZE (IN.)	BOLT PATTERN (IN.)	OFFSET (MM.)	REAR SPACING (IN.)	CENTER BORE (IN.)	LUG NUT TYPE	LOAD RATING (LBS)	SHIPPING WEIGHT (LBS)	CAP #
†61C5453420	61C5453420	15x4.5	5 x 4.75	-19	2	3.57	Mag	1580	22	A-09090
†61C5451220	61C5451220	15x4.5	5 x 4.5	-19	2	3.57	Mag	1580	22	A-09090
61C5654	1521911402B	15x6	5 x 4	-3	3 3/8	2.82	Conical	1580	24	A-09080
61C561232	61C561232	15x6	5 x 4.5	-6	3 1/4	3.57	Conical	1580	24	A-09090
61C563432	61C563432	15x6	5 x 4.75	-6	3 1/4	3.57	Conical	1580	24	A-09090
61C565032	61C565032	15x6	5 x 5	-6	3 1/4	3.57	Conical	1580	24	A-09090
61C5754	1521912402B	15x7	5 x 4	3	4 1/8	2.82	Conical	1580	26	A-09080
61C571240	61C571240	15x7	5 x 4.5	0	4	3.57	Conical	1580	26	A-09090
61C573440	61C573440	15x7	5 x 4.75	0	4	3.57	Conical	1580	26	A-09090
61C575040	61C575040	15x7	5 x 5	0	4	3.57	Conical	1580	26	A-09090
61C575540	61C575540	15x7	5 x 5.5	0	4	3.57	Conical	1580	26	A-09090
61C5854	1521913402B	15x8	5 x 4	-6	4 1/4	2.82	Conical	1580	28	A-09080
61C581242	61C581242	15x8	5 x 4.5	-6	4 1/4	3.57	Conical	1580	28	A-09090
61C583440	61C583440	15x8	5 x 4.75	-13	4	3.57	Conical	1580	28	A-09090
61C583442	61C583442	15x8	5 x 4.75	-6	4 1/4	3.57	Conical	1580	28	A-09090
61C585042	61C585042	15x8	5 x 5	-6	4 1/4	3.57	Conical	1580	28	A-09090
61C585542	61C585542	15x8	5 x 5.5	-6	4 1/4	3.57	Conical	1580	28	A-09090
61C511242	61C511242	15x10	5 x 4.5	-32	4 1/4	3.57	Conical	1580	34	A-09090
61C513442	61C513442	15x10	5 x 4.75	-32	4 1/4	3.57	Conical	1580	34	A-09090
61C515042	61C515042	15x10	5 x 5	-32	4 1/4	3.57	Conical	1580	34	A-09090
61C515542	61C515542	15x10	5 x 5.5	-32	4 1/4	3.57	Conical	1580	34	A-09090
61C521245	61C521245	15x12	5 x 4.5	-51	4 1/2	3.57	Conical	1580	36	A-09090
61C523445	61C523445	15x12	5 x 4.75	-51	4 1/2	3.57	Conical	1580	36	A-09090
61C525045	61C525045	15x12	5 x 5	-51	4 1/2	3.57	Conical	1580	36	A-09090
61C541245	61C541245	15x14	5 x 4.5	-76	4 1/2	3.57	Conical	1580	38	A-09090
61C543445	61C543445	15x14	5 x 4.75	-76	4 1/2	3.57	Conical	1580	38	A-09090
61C771237	61C771237	17x7	5 x 4.5	-6	3 3/4	3.57	Conical	1580	31	A-09090
61C773437	61C773437	17x7	5 x 4.75	-6	3 3/4	3.57	Conical	1580	38	A-09090
61C781235	61C781235	17x8	5 x 4.5	-25	3 1/2	3.57	Conical	1580	38	A-09090
61C781245	61C781245	17x8	5 x 4.5	0	4 1/2	3.57	Conical	1580	38	A-09090
61C783435	61C783435	17x8	5 x 4.75	-25	3 1/2	3.57	Conical	1580	38	A-09090
61C783445	61C783445	17x8	5 x 4.75	0	4 1/2	3.57	Conical	1580	40	A-09090
61C791245	61C791245	17x9	5 x 4.5	-13	4 1/2	3.57	Conical	1580	40	A-09090
61C791255	61C791255	17x9	5 x 4.5	13	5 1/2	3.57	Conical	1580	40	A-09090
61C793445	61C793445	17x9	5 x 4.75	-13	4 1/2	3.57	Conical	1580	40	A-09090
61C793455	61C793455	17x9	5 x 4.75	13	5 1/2	3.57	Conical	1580	40	A-09090
SERIES 61C - 6 SPOKE										
61C776340	61C776340	17X7	6 x 5.5	0	4	78.3	Conical	2200	34	A-09090
61C786350	61C786350	17X8	6 x 5.5	13	5	78.3	Conical	2200	38	A-09090
61C796355	61C796355	17X9	6 x 5.5	13	5 1/2	78.3	Conical	2200	38	A-09090

†Require .80" long mag shank lug nuts

LUG NUTS

PART #	DESCRIPTION	PACK QTY
CONICAL LUG NUTS		
A-27802B-4	7/16" Conical Bulge Nut	4
A-27804B-4	1/2" Conical Bulge Nut	4
A-27807B-4	12MM-1.50 Conical Bulge Nut	4
A-27809B-4	14MM-1.50 Conical Bulge Nut	4

CAPS & SPINNERS

A-09090	Cap S/S 5x4.5,4.75,5,5.5	1
A-09095-2	Spinner S/S 5x4.5/4.75	1

NOTES

- 1) Ford trucks with 5-5.5" bolt circle using O8 Series may require spacer kits for hub clearance. No fitment for Ford's with large hubs.
- 2) Chevrolet & GMC trucks 1988 and newer may require spacer #29126

CRAGAR SERIES 61C S/S SUPER SPORT (continued)

CONSTRUCTION: 2-Piece Composite - Steel Rim with Aluminum Center

FIT: Direct Fit

FINISH: Chrome

OFFSET: RWD

LUG NUT: Conical seat or bulge seat lug nuts. Sold separately

CAP: Included



15" Wheel

PART #	ITEM #	RIM SIZE (IN.)	BOLT PATTERN (IN.)	OFFSET (MM.)	REAR SPACING (IN.)	CENTER BORE (IN.)	LUG NUT TYPE	LOAD RATING (LBS)	SHIPPING WEIGHT (LBS)	CAP #
"NEW" Special Back Spacing										
61C573445	61C573445	15x7.0	5x4.75	12	4 1/2	3.57	Conical	1580	26	A-09090
61C581247	61C581247	15x8.0	5 x 4.50	6	4 3/4	3.57	Conical	1580	28	A-09090
61C583447	61C583447	15x8.0	5 x 4.75	6	4 3/4	3.57	Conical	1580	28	A-09090
61C583452	61C583452	15x8.0	5 x 4.75	19	5 1/4	3.57	Conical	1580	28	A-09090
61C511255	61C511255	15x10.0	5 x 4.50	0	5 1/2	3.57	Conical	1580	34	A-09090
61C513455	61C513455	15x10.0	5x4.75	0	5 1/2	3.57	Conical	1580	34	A-09090

LUG NUTS

PART #	DESCRIPTION	PACK QTY
CONICAL LUG NUTS		
A-27802B-4	7/16" Conical Bulge Nut	4
A-27804B-4	1/2" Conical Bulge Nut	4
A-27807B-4	12MM-1.50 Conical Bulge Nut	4
A-27809B-4	14MM-1.50 Conical Bulge Nut	4

CAPS & SPINNERS

A-09090	Cap S/S 5x4.5,4.75,5,5.5	1
A-09095-2	Spinner S/S 5x4.5/4.75	1

NOTES 1) Ford trucks with 5-5.5" bolt circle using 08 Series may require spacer kits for hub clearance. No fitment for Ford's with large hubs.
2) Chevrolet & GMC trucks 1988 and newer may require spacer #29126

CRAGAR SERIES 313 SMOOTHIE

CONSTRUCTION: 2-Piece Steel

FIT: Direct Bolt - Single or Dual Fit

FINISH: Chrome

OFFSET: RWD

LUG NUT: Conical seat or bulge seat lug nuts. Sold separately

CAP: Included with exception of open-end 4x4 cap



PART #	ITEM #	RIM SIZE (IN.)	BOLT PATTERN (IN.)	OFFSET (MM.)	REAR SPACING (IN.)	CENTER BORE (IN.)	LUG NUT TYPE	LOAD RATING (LBS)	SHIPPING WEIGHT (LBS)	CAP #
3134605P	1427389402B	14x6	5 x 4.5, 4.75	6	3 3/4	2.87	Conical	1400	21	A-SC7650C
3134705	1427402402B	14x7	5 x 4.5, 4.75	0	4	2.87	Conical	1400	23	A-SC7650C
3135605P	1527456402B	15x6	5 x 4.5, 4.75	6	3 3/4	3.19	Conical	1500	24	A-SC7650C
3135653P	1527469402B	15x6	5 x 5, 5.5	6	3 3/4	3.71	Conical	1500	24	A-SC7650C
3135660P	1527474402B	15x6	6 x 5.5	6	3 3/4	4.28	Conical	1500	24	A-SC7650C
3135705P	1527477402B	15x7	5 x 4.5, 4.75	3	4 1/8	3.19	Conical	1500	26	A-SC7650C
3135753P	1527503402B	15x7	5 x 5, 5.5	3	4 1/8	3.71	Conical	1500	26	A-SC7650C
3135760P	1527517402B	15x7	6 x 5.5	3	4 1/8	4.28	Conical	1500	26	A-SC7650C
3135805	1527524402B	15x8	5 x 4.5, 4.75	-6	4 1/4	3.19	Conical	1500	28	A-SC7650C
3135853	1527556402B	15x8	5 x 5, 5.5	-6	4 1/4	3.71	Conical	1500	28	A-SC7650C
3135860	1527571402B	15x8	6 x 5.5	-6	4 1/4	4.28	Conical	1500	28	A-SC7650C
3135105	1527417402B	15x10	5 x 4.5, 4.75	-32	4 1/4	3.19	Conical	1500	34	A-SC7650C
3135153	1527430402B	15x10	5 x 5, 5.5	-32	4 1/4	3.71	Conical	1500	34	A-SC7650C
3135160	1527443402B	15x10	6 x 5.5	-32	4 1/4	4.28	Conical	1500	34	A-SC7650C

CAPS

PART #	DESCRIPTION
A-SC29750C	Chrome Steel (No Logo)

CRAGAR SERIES 32 KEYSTONE KLASSIC

CONSTRUCTION: 2-Piece Composite Steel Rim with Aluminum Center

FIT: Tri-Lug

FINISH: Chrome with Black Accents

OFFSET: RWD

LUG: Mag lug nuts with Keystone washers. Sold separately

CAP: Included



CRAGAR WHEELS

PART #	ITEM #	RIM SIZE (IN.)	BOLT PATTERN (IN.)	OFFSET (MM)	REAR SPACING (IN.)	CENTER BORE (IN.)	LUG NUT TYPE	SHANK LENGTH	LOAD RATING (LBS)	SHIPPING WEIGHT (LBS)	CAP #
325699	1526187402B	15x6	5 x 4.5, 4.75, 5	-13	3	3.44	Mag	0.800	1580	24	A-KC0271
325799	1526324402B	15x7	5 x 4.5, 4.75, 5	-6	3 3/4	3.44	Mag	0.800	1580	26	A-KC0271
325899	1526573402B	15x8	5 x 4.5, 4.75, 5	-16	3 7/8	3.44	Mag	0.800	1580	28	A-KC0271
325199	1525903402B	15x10	5 x 4.5, 4.75, 5	-36	4 1/8	3.44	Mag	0.800	1580	34	A-KC0271
325299	1521696402B	15x12	5 x 4.5, 4.75, 5	-51	4 1/2	3.44	Mag	0.800	1580	36	A-KC0271

LUG NUTS

PART #	DESCRIPTION	PACK QTY
.800 SHANK MAG STYLE LUG NUTS AND KEYSTONE WASHERS		
A-KN2131	12mm-1.25 RH with center & offset hole washers	5
A-KN2141	12mm-1.50 RH with center & offset hole washers	5
A-KN2111	7/16 RH with center & offset hole washers	5
A-KN2121	1/2 RH with center & offset hole washers	5

CAPS

PART #	DESCRIPTION	PACK QTY
A-KC0271	Cap Keystone Klassic only	1

WARNING! Wheels with tri-lug patterns (5x4.5,4.75,5) will not accept 14mm lug nuts.

CRAGAR SERIES 390C STREET PRO

CONSTRUCTION: 2-Piece Composite - Steel Rim with Aluminum Center

FIT: Direct Bolt - Dual Fit

FINISH: Chrome

OFFSET: RWD

LUG NUT: 60 degree open-end bulge acorn. Sold separately

Lug cover and spinner included

CAP: Included



PART #	ITEM #	RIM SIZE (IN.)	BOLT PATTERN (IN.)	OFFSET (MM)	REAR SPACING (IN.)	CENTER BORE (IN.)	LUG NUT TYPE	LOAD RATING (LBS)	SHIPPING WEIGHT (LBS)	CAP #
3905605	1526178402B	15x6	5 x 4.5,4.75	-22	2 5/8	3.22	Conical Open End	1580	24	A-390SK
3905705	1526307402B	15x7	5 x 4.5,4.75	-13	3 1/2	3.22	Conical Open End	1580	26	A-390SK
3905805	1526553402B	15x8	5 x 4.5,4.75	-6	4 1/4	3.22	Conical Open End	1580	28	A-390SK
3905105	1525895402B	15x10	5 x 4.5,4.75	-32	4 1/4	3.22	Conical Open End	1580	34	A-390SK
3907705	1729740402B	17x7	5 x 4.5,4.75	-13	3 1/2	3.22	Conical Open End	1580	31	A-390SK
3907805P	1727298402B	17x8	5 x 4.5,4.75	-6	4 1/4	3.22	Conical Open End	1580	38	A-390SK
3907905	1727350402B	17x9	5 x 4.5,4.75	-13	4 1/2	3.22	Conical Open End	1580	40	A-390SK
3907905P	1727351402B	17x9	5 x 4.5,4.75	6	5 1/4	3.22	Conical Open End	1580	40	A-390SK

WARNING! You must use the lug nuts listed below for cap clearance

LUG NUTS

PART #	DESCRIPTION
A-27902-5	7/16" 60 Degree Open End Bulge Acorn Nut
A-27904-5	1/2" 60 Degree Open End Bulge Acorn Nut
A-27906-5	12mm-1.25 60 Degree Open End Bulge Acorn Nut
A-27907-5	12mm-1.50 60 Degree Open End Bulge Acorn Nut
A-27909-5	14mm-1.50 60 Degree Open End Bulge Acorn Nut

CAPS

PART #	DESCRIPTION
A-390SK	Lug Cover and Spinner

CRAGAR SERIES 342 BLACK "D" WINDOW

CONSTRUCTION: 2-Piece Steel

FIT: Direct Fit

FINISH: Gloss Black with Red and Blue Stripes

OFFSET: RWD

LUG NUT: Conical seat or bulge seat lug nuts. Sold separately

CAP: Sold Separately



PART #	ITEM #	RIM SIZE (IN.)	BOLT PATTERN (IN.)	OFFSET (MM)	REAR SPACING (IN.)	CENTER BORE (IN.)	LUG NUT TYPE	LOAD RATING (LBS)	SHIPPING WEIGHT (LBS)	CAP #
3425712	1527481565B	15x7	5 x 4.5	0	4	3.30	Conical	1600	26	A-29270-1
3425712P	1527486565B	15x7	5 x 4.5	6	4 1/4	3.30	Conical	1600	26	A-29270-1
3425734	1527490565B	15x7	5 x 4.75	0	4	3.30	Conical	1600	26	A-29270-1
3425734P	1529814565B	15x7	5 x 4.75	6	4 1/4	3.30	Conical	1600	26	A-29270-1
3425750	1527498565B	15x7	5 x 5	0	4	3.30	Conical	1600	26	A-29270-1
3425755	1527507565B	15x7	5 x 5.5	0	4	4.28	Conical	1600	26	A-29271-1
3425760	1527512565B	15x7	6 x 5.5	0	4	4.28	Conical	1600	26	A-29271-1
3425812	1527528565B	15x8	5 x 4.5	-13	4	3.30	Conical	1500	28	A-29270-1
3425812P	1527533565B	15x8	5 x 4.5	6	4 3/4	3.30	Conical	1500	28	A-29270-1
3425834	1527540565B	15x8	5 x 4.75	-13	4	3.30	Conical	1500	28	A-29270-1
3425850	1527548565B	15x8	5 x 5	-13	4	3.30	Conical	1500	28	A-29270-1
3425850P	1527553565B	15x8	5 x 5	13	5	3.30	Conical	1500	28	A-29270-1
3425855	1527560565B	15x8	5 x 5.5	-13	4	4.28	Conical	1500	28	A-29271-1
3425860	1527565565B	15x8	6 x 5.5	-13	4	4.28	Conical	1500	28	A-29271-1
3425860P	1527570565B	15x8	6 x 5.5	6	4 3/4	4.28	Conical	1500	28	A-29271-1
3425112	1527418565B	15x10	5 x 4.5	-38	4	3.30	Conical	1500	34	A-29270-1
3425134	1527422565B	15x10	5 x 4.75	-38	4	3.30	Conical	1500	34	A-29270-1
3425150	1527425565B	15x10	5 x 5	-38	4	3.30	Conical	1500	34	A-29270-1
3425155	1527431565B	15x10	5 x 5.5	-38	4	4.28	Conical	1500	34	A-29271-1
3425160	1527437565B	15x10	6 x 5.5	-38	4	4.28	Conical	1500	34	A-29271-1
3425180	1529106565B	15x10	8 x 6.5	-38	4	5.15	Conical	2200	34	A-29277-1
3427712	1627583565B	16x7	5 x 4.5	0	4	3.30	Conical	1700	33	A-29270-1
3427735*	1627585565B	16x7	5 x 135mm	0	4	3.42	Conical	2000	33	-
3427750	1627587565B	16x7	5 x 5	0	4	3.30	Conical	1700	33	A-29270-1
3427760	1627589565B	16x7	6 x 5.5	0	4	4.28	Conical	2000	33	A-29271-1
3427780	1627591565B	16x7	8 x 6.5	0	4	5.15	Conical	3000	33	A-29277-1
3427812P	1627595565B	16x8	5 x 4.5	13	5	3.30	Conical	1700	37	A-29270-1
3427850P	1627601565B	16x8	5 x 5	13	5	3.30	Conical	1700	37	A-29270-1
3427855P	1627603565B	16x8	5 x 5.5	13	5	4.28	Conical	2000	37	A-29271-1
3427860P	1627605565B	16x8	6 x 5.5	13	5	4.28	Conical	2000	37	A-29271-1
3427880	1629118565B	16x8	8 x 6.5	0	4 1/2	5.15	Conical	3650	37	A-29277-1
3428912	1729127565B	17x9	5 x 4.5	0	5	3.30	Conical	2000	40	A-29270-1
3428960	1729131565B	17x9	6 x 5.5	0	5	4.28	Conical	2000	40	A-29271-1
3428980	1729133565B	17x9	8 x 6.5	0	5	5.15	Conical	3650	40	A-29277-1

NOTES * 5/135 applications have plain chrome cap only NO CRAGAR LOGO

CRAGAR SERIES 344 SILVER RALLY

CONSTRUCTION: 2-Piece Steel

FIT: Direct Bolt - Single or Dual Fit

FINISH: Silver

OFFSET: RWD

LUG NUT: Conical seat or bulge seat lug nuts. Sold separately

CAP: Sold Separately



PART #	ITEM #	RIM SIZE (IN.)	BOLT PATTERN (IN.)	OFFSET (MM)	REAR SPACING (IN.)	CENTER BORE (IN.)	LUG NUT TYPE	LOAD RATING (LBS)	SHIPPING WEIGHT (LBS)	CAP #
3445605P	1527454240B	15x6	5 x 4.5, 4.75	6	3 3/4	3.19	Conical	1500	24	A-29700
3445705P	1527475240B	15x7	5 x 4.5, 4.75	6	4 1/4	3.19	Conical	1500	26	A-29700
3445753P	1527501240B	15x7	5 x 5, 5.5	6	4 1/4	3.71	Conical	1500	26	A-29700
3445805	1527522240B	15x8	5 x 4.5, 4.75	-6	4 1/4	3.19	Conical	1500	28	A-29700
3445853	1527622240B	15x8	5 x 5, 5.5	-6	4 1/4	3.71	Conical	1500	28	A-29700
3445860	1527569240B	15x8	6 x 5.5	-6	4 1/4	4.34	Conical	1500	28	A-29700
3445105	1527415240B	15x10	5 x 4.5, 4.75	-32	4 1/4	3.19	Conical	1500	34	A-29700
3445153	1527428240B	15x10	5 x 5, 5.5	-32	4 1/4	3.71	Conical	1500	34	A-29700
3445734P	1529753240B	15x7	5 x 4.75	6	4 1/4	3.19	Conical	1500	26	A-29700
3445834	1529754240B	15x8	5 x 4.75	-6	4 1/4"	3.19	Conical	1500	28	A-29700
3445134	1529755240B	15x10	5 x 4.75	-32	4 1/4"	3.19	Conical	1500	34	A-29700

CHROME STEEL TRIM RINGS

PART #	ITEM #	DESCRIPTION
A-SCTR1580	71-3009A	15x8, 15x10 Chrome Steel 3"
A-SCTR1560	71-3008	15x5, 15x6, 15x7 Chrome Steel 1 1/2"

CHROME STEEL CAP

A-29700	7.00" Ribbed chrome cap
---------	-------------------------

CRAGAR SERIES 310 NOMAD WHITE

CONSTRUCTION: 2-Piece Steel

FIT: Direct Fit

FINISH: White with Red and Blue Stripes

OFFSET: RWD

LUG NUT: Conical seat or bulge seat lug nuts. Sold separately

CAP: Sold Separately



PART #	ITEM #	RIM SIZE (IN.)	BOLT PATTERN (IN.)	OFFSET (MM)	REAR SPACING (IN.)	CENTER BORE (IN.)	LUG NUT TYPE	LOAD RATING (LBS)	SHIPPING WEIGHT (LBS)	CAP #
3105712	1527480564B	15x7	5 x 4.5	-6	3 3/4	3.30	Conical	1600	26	A-29270-1
3105734	1527489564B	15x7	5 x 4.75	-6	3 3/4	3.30	Conical	1600	26	A-29270-1
3105750	1527497564B	15x7	5 x 5	-6	3 3/4	3.30	Conical	1600	26	A-29270-1
3105755	1527506564B	15x7	5 x 5.5	-6	3 3/4	4.28	Conical	1600	26	A-29271-1
3105760P	1526319564B	15x7	6 x 5.5	13	4 1/2	4.28	Conical	1600	26	A-29271-1
3105812	1527527564B	15x8	5 x 4.5	-19	3 3/4	3.30	Conical	1500	28	A-29270-1
3105834	1527539564B	15x8	5 x 4.75	-19	3 3/4	3.30	Conical	1500	28	A-29270-1
3105850	1527547564B	15x8	5 x 5	-19	3 3/4	3.30	Conical	1500	28	A-29270-1
3105855	1527559564B	15x8	5 x 5.5	-19	3 3/4	4.28	Conical	1500	28	A-29271-1
3105112	1525878564B	15x10	5 x 4.5	-44	3 3/4	3.30	Conical	1500	34	A-29270-1
3105150	1525888564B	15x10	5 x 5	-44	3 3/4	3.30	Conical	1500	34	A-29270-1
3105155	1525892564B	15x10	5 x 5.5	-44	3 3/4	4.28	Conical	1500	34	A-29271-1
3107860	1627152564B	16x8	6 x 5.5	0	4 1/2	4.28	Conical	2000	37	A-29271-1
3107880	1627169564B	16x8	8 x 6.5	0	4 1/2	5.15	Conical	2200	37	A-29277-1

NOTES 1) 4WD vehicles may require open cap part # A-29072-1

CRAGAR SERIES 365 V-5

CONSTRUCTION: 2-Piece Steel

FIT: Direct Fit

FINISH: Gloss Black

OFFSET: RWD

LUG NUT: Conical seat or bulge seat lug nuts. Sold separately

CAP: Sold Separately



PART #	ITEM #	RIM SIZE (IN.)	BOLT PATTERN (IN.)	OFFSET (MM)	REAR SPACING (IN.)	CENTER BORE (IN.)	LUG NUT TYPE	LOAD RATING (LBS)	SHIPPING WEIGHT (LBS)	CAP #
3655712	1521394014B	15x7	5 x 4.5	-6	3.75	3.30	Conical	1600	26	A-29270-1
3655812	1521395014B	15x8	5 x 4.5	-19	3.75	3.30	Conical	1600	28	A-29270-1
3655112	1521396014B	15x10	5 x 4.5	-44	3.75	3.30	Conical	1600	34	A-29270-1

CRAGAR SERIES 397 BLACK SOFT 8

CONSTRUCTION: 2-Piece Steel

FIT: Direct Fit

FINISH: Gloss Black

OFFSET: RWD

LUG NUT: Conical seat or bulge seat lug nuts. Sold separately

CAP: Sold Separately



PART #	ITEM #	RIM SIZE (IN.)	BOLT PATTERN (IN.)	OFFSET (MM)	REAR SPACING (IN.)	CENTER BORE (IN.)	LUG NUT TYPE	LOAD RATING (LBS)	SHIPPING WEIGHT (LBS)	CAP #
3975712	1529375014B	15x7	5 x 4.5	0	4	3.30	Conical	2200	26	A-29270-1
3975712P	1529376014B	15x7	5 x 4.5	6	4 1/4	3.30	Conical	2200	26	A-29270-1
3975734	1529377014B	15x7	5 x 4.75	0	4	3.30	Conical	2200	26	A-29270-1
3975734P	1529378014B	15x7	5 x 4.75	6	4 1/4	3.30	Conical	2200	26	A-29270-1
3975750	1529379014B	15x7	5 x 5	0	4	3.30	Conical	2200	26	A-29270-1
3975755	1529380014B	15x7	5 x 5.5	0	4	4.28	Conical	2200	26	A-29271-1
3975760	1529381014B	15x7	6 x 5.5	0	4	4.28	Conical	2200	26	A-29271-1
3975760P	1529382014B	15x7	6 x 5.5	6	4 1/4	4.28	Conical	2200	26	A-29271-1
3975764P	1529383014B	15x7	6 x 4.5	6	4 1/4	3.30	Conical	2200	26	A-29270-1
3975812	1529384014B	15x8	5 x 4.5	-13	4	3.30	Conical	2200	28	A-29270-1
3975812P	1529385014B	15x8	5 x 4.5	6	4 3/4	3.30	Conical	2200	28	A-29270-1
3975834	1529386014B	15x8	5 x 4.75	-13	4	3.30	Conical	2200	28	A-29270-1
3975850	1529387014B	15x8	5 x 5	-13	4	3.30	Conical	2200	28	A-29270-1
3975855	1529389014B	15x8	5 x 5.5	-13	4	4.28	Conical	2200	28	A-29271-1
3975860	1529390014B	15x8	6 x 5.5	-13	4	4.28	Conical	2200	28	A-29271-1
3975860P	1529391014B	15x8	6 x 5.5	6	4 3/4	4.28	Conical	2200	28	A-29271-1
3975864P	1529392014B	15x8	6 x 4.5	13	5	3.30	Conical	2200	28	A-29270-1
3975112	1529393014B	15x10	5 x 4.5	-38	4	3.30	Conical	2200	34	A-29270-1
3975134	1529394014B	15x10	5 x 4.75	-38	4	3.30	Conical	2200	34	A-29270-1
3975150	1529395014B	15x10	5 x 5	-38	4	3.30	Conical	2200	34	A-29270-1
3975155	1529396014B	15x10	5 x 5.5	-38	4	4.28	Conical	2200	34	A-29271-1
3975160	1529397014B	15x10	6 x 5.5	-38	4	4.28	Conical	2200	34	A-29271-1
3977712	1629398014B	16x7	5 x 4.5	0	4	3.30	Conical	2200	33	A-29270-1
3977750	1629400014B	16x7	5 x 5	0	4	4.28	Conical	2200	33	A-29270-1
3977755	1629401014B	16x7	5 x 5.5	0	4	4.28	Conical	2200	33	A-29271-1
3977760	1629402014B	16x7	6 x 5.5	0	4	4.28	Conical	3000	33	A-29271-1
3977780	1629404014B	16x7	8 x 6.5	0	4	5.15	Conical	3650	33	A-29277-1
3977812P	1629406014B	16x8	5 x 4.5	13	5	3.30	Conical	2200	37	A-29270-1
3977850P	1629408014B	16x8	5 x 5	13	5	3.30	Conical	2200	37	A-29270-1
3977855P	1629409014B	16x8	5 x 5.5	13	5	4.28	Conical	3000	37	A-29271-1
3977860P	1629410014B	16x8	6 x 5.5	13	5	4.28	Conical	3000	37	A-29271-1
3977880	1629412014B	16x8	8 x 6.5	0	4 1/2	4.28	Conical	3650	37	A-29277-1
3978812	1729414014B	17x8	5 x 4.5	0	4 1/2	3.30	Conical	2200	38	A-29270-1
3978835*	1729418014B	17x8	5 x 135mm	0	4 1/2	3.42	Conical	2200	38	-
3978834	1729415014B	17x8	5 x 4.75	0	4 1/2	3.30	Conical	2200	38	A-29270-1

CRAGAR SERIES 397 BLACK SOFT 8 (continued)

CONSTRUCTION: 2-Piece Steel

FIT: Direct Fit

FINISH: Gloss Black

OFFSET: RWD

LUG NUT: Conical seat or bulge seat lug nuts. Sold separately

CAP: Sold Separately



PART #	ITEM #	RIM SIZE (IN.)	BOLT PATTERN (IN.)	OFFSET (MM)	REAR SPACING (IN.)	CENTER BORE (IN.)	LUG NUT TYPE	LOAD RATING (LBS)	SHIPPING WEIGHT (LBS)	CAP #
3978850	1729416014B	17x8	5 x 5	0	4 1/2	3.30	Conical	2200	38	A-29270-1
3978855	1729417014B	17x8	5 x 5.5	0	4 1/2	4.28	Conical	3000	38	A-29271-1
3978860	1729419014B	17x8	6 x 5.5	0	4 1/2	4.28	Conical	3000	38	A-29271-1
3978880	1729421014B	17x8	8 x 6.5	0	4 1/2	5.15	Conical	3650	38	A-29277-1
3978881	1729422014B	17x8	8 x 170mm	0	4 1/2	5.15	Conical	3650	38	A-29277-1
3978912	1729423014B	17x9	5 x 4.5	0	5	3.30	Conical	2200	40	A-29270-1
3978934	1729424014B	17x9	5 x 4.75	0	5	3.30	Conical	2200	40	A-29270-1
3978935*	1729427014B	17x9	5 x 135mm	0	5	3.42	Conical	2200	40	-
3978950	1729425014B	17x9	5 x 5	0	5	3.30	Conical	2200	40	A-29270-1
3978955	1729426014B	17x9	5 x 5.5	0	5	4.28	Conical	3000	40	A-29271-1
3978960	1729428014B	17x9	6 x 5.5	0	5	4.28	Conical	3000	40	A-29271-1
3978980	1729430014B	17x9	8 x 6.5	0	5	5.15	Conical	3650	40	A-29277-1
3978981	1729431014B	17x9	8 x 170mm	0	5	5.15	Conical	3650	40	A-29277-1

NOTES * 5/135 Bolt Pattern Caps Included, Plain chrome with NO CRAGAR LOGO

CRAGAR SERIES 401C GOLF CART S/S

CONSTRUCTION: 1-Piece Cast Aluminum

FIT: Direct Fit

FINISH: Chrome

OFFSET: RWD

LUG NUT: Conical seat or bulge seat lug nuts. Sold separately

CAP: Included



PART #	RIM SIZE (IN.)	BOLT PATTERN (IN.)	OFFSET (MM)	REAR SPACING (IN.)	CENTER BORE (IN.)	LUG NUT TYPE	LOAD RATING (LBS)	SHIPPING WEIGHT (LBS)	CAP #
1022038402	10x7	4 x 4	-12	3 1/2	69.6	Conical	825	11	A-40999
1222039402	12x7	4 x 4	-12	3 1/2	69.6	Conical	825	12	A-40999
1422040402	14x7	4 x 4	-12	3 1/2	69.6	Conical	965	13	A-40999

401C ASSEMBLIES

ASSEMBLY PART NUMBER	SIZE (IN)	ULTRA GT RADIAL TIRES	Wheel Size (in)
485151	10	205/50-10	10x7
485131	12	205/30-12	12x7
485141	14	205/30-14	14x7
CAP PART #	CAP FINISH	CAP DESCRIPTION	
A-40999	Chrome	12x7 S/S Chromed Cap with blue Cragar lettering	
VEHICLES	BOLT PATTERN	LUG NUT	
EZ-GO	4 x 101.6	1/2" - 20	
Club Car	4 x 101.6	1/2" - 20	
Yamaha	4x 101.6	1/2" - 20	

LUG NUTS BY WHEEL

PART #	DESCRIPTION	PACK QTY
S/S WHEELS 08/61 SERIES 13", 14" & 15" WITH VARI-FIT 5x4.5, 5x4.75, 5x5		
A-27721-4	7/16" RH with center hole washers, 0.8 shank	4
A-27723-4	1/2" RH with offset hole washers, 0.8 shank	4
A-27727-4	1/2" LH with offset hole washers, 0.8 shank	4
A-27733-4	12mm-1.50 RH, center & offset hole washers, 0.800 shank	4
A-27780-4	1/2" RH with center hole washers, 0.8 shank	4
A-27792-4	7/16" RH offset hole washers, 0.8 shank	4
S/S WHEELS WITH 14MM		
A-27846-4	14mm-1.50 RH with center hole washers, 0.8 shank	4
S/S WHEELS WITH 5X5.5		
A-09603-4	1/2" RH with center hole washers	4
A-09607-4	1/2" LH with center hole washers	4
S/S WHEELS WITH 5X4 (B.V.D.)		
A-09004-4	7/16 LH with center hole washers	4
A-09005-4	7/16 RH with center hole washers	4
S/S WHEELS 61C SERIES 15" & 17"		
A-27802-4	7/16" ET Conical Nut	4
A-27804-4	1/2" ET Conical Nut	4
A-27807-4	12mm-1.50 ET Conical Nut	4
A-27809B-4	14mm-1.50 Conical Bulge Nut	4
STREET PRO WHEELS 390 SERIES 15" & 17"		
A-27902-5	7/16" 60 Degree Open End Bulge Acorn Nut	5
A-27904-5	1/2" 60 Degree Open End Bulge Acorn Nut	5
A-27906-5	12mm-1.25 60 Degree Open End Bulge Acorn Nut	5
A-27907-5	12mm-1.50 60 Degree Open End Bulge Acorn Nut	5
A-27909-5	14mm-1.50 60 Degree Open End Bulge Acorn Nut	5
KEYSTONE KLASSIC WHEELS 32 SERIES		
A-KN2111	7/16" RH with center & offset hole washers	5
A-KN2121	1/2" RH with center & offset hole washers	5
A-KN2131	12mm-1.25 RH with center & offset hole washers	5
A-KN2141	12mm-1.50 RH with center & offset hole washers	5

ACCESSORIES BY NUMBERS

PART #	DESCRIPTION	PACK QTY
CAP		
A-09080	Cap S/S BVD 5 x 4 only	1
A-09090	Cap S/S 5x4.5,4.75,5,5.5	1
A-29113	7.65 Embossed Cragar Cap	1
A-29700	Rally Cap	1
A-6026115	Star Wire Cap Chrome	1
A-29072-1	Open Cap 4.25 Diam.	1
A-29079-1	Open Cap 5.12 Diam.	1
232712CR	Black/Chr. Letter Plug 3.3 C.B.Metal PushThrough	1
242512CR	Black/Chr. Letter Plug 428 C.B.Metal PushThrough	1
251212CR	Black/Chr. Letter Plug 5.15 C.B.Metal PushThrough	1
A-09095-2	Spinner S/S 5x4.5,4.75,5	2
A-KC0271	Cap Keystone Classic only	1
SPACER		
A-29102	1/2 spacer - 5x4.5,4.75,5,5.5 Center Hole 2.96"	2
A-29126	1/4 spacer - 5x4.5,4.75,5,5.5	2
A-29200	1/2 spacer - 7/16	2-spcr/10lugs
A-29201	1/2 spacer - 1/2 RH 0.8 shank	2-spcr/10lugs
A-29600	1/2 spacer - 7/16 RH 1.379 shank	2-spcr/10lugs
LUG NUT AND WASHER KIT		
A-09004-4	7/16 LH with center hole washers	4
A-09005-4	7/16 RH with center hole washers	4
A-09607-4	1/2 LH with center hole washer	4
A-27721-4	7/16 RH with center hole washers, 0.8 shank	4
A-27723-4	1/2 RH with offset hole washers	4
A-27727-4	1/2 LH with offset hole washers, 0.8 shank	4
A-27775-4	12mm-1.50 RH with center hole washers	4
A-27780-4	1/2 RH with center hole washers, 0.8 shank	4
A-27792-4	7/16 RH offset washers, 0.8 shank	4
A-27845-4	14mm-1.50 RH with center hole wshrs, 1.379 shank	4
A-27846-4	14mm-1.50 RH with center hole wshrs, 0.8 shank	4
A-27881-4	7/16 RH 0.74with center hole washers	4
A-27883-4	1/2 RH with center hole washers, 1.379 shank	4
A-09603-4	1/2 Right 0.605 Shank w/Center Washer	4

ACCESSORIES BY NUMBERS (continued)

PART #	DESCRIPTION	PACK QTY
WASHER		
A-27733-4	12mm-1.50 RH, center & offset wshr, 0.8 shank	4
A-27224-4	Center hole washers - chrome	4
A-27224-50	Center hole washers - chrome	50
A-27225-4	Offset hole washers - chrome	4
A-27225-50	Offset hole washers - chrome	50
A-KW224-1	Keystone Center Hole Washer	1
A-KW225-1	Keystone Offset Hole Washer	1
LUG NUT		
A-27802-4	7/16" ET Conical Nut	4
A-27802B-4	7/16" Conical Bulge Nut	4
A-27804-4	1/2" ET Conical Nut	4
A-27804B-4	1/2" Conical Bulge Nut	4
A-27805B-4	1/2" LH Conical Bulge Nut	4
A-27807-4	12mm-1.50 ET Conical Nut	4
A-27807B-4	12mm-1.50 Conical Bulge Nut	4
A-27809B-4	14mm-1.50 Conical Bulge Nut	4
A-27902-5	7/16" 60 Degree Open End Bulge Acorn Nut	5
A-27904-5	1/2" 60 Degree Open End Bulge Acorn Nut	5
A-27907-5	12mm-1.50 60 Degree Open End Bulge Acorn Nut	5
A-27909-5	14mm-1.50 60 Degree Open End Bulge Acorn Nut	5
CAP		
361752CR1	Series 617 Cap	1
A-SC2950C	Plain Closed Cap Steel 2.930 Diam.	1
A-29244-1	Embossed blue logo Cap 3.15 Diam.	1
A-29270-1	Embossed blue logo Cap 3.3 Diam.	1
A-29271-1	Embossed blue logo Cap 4.25 Diam.	1
A-29277-1	Embossed blue logo Cap 5.12 Diam.	1
A-390SK	Lug Cover and Spinner	1
LUG NUT KITS		
A-KN2111	7/16 RH with center & offset hole washers	5
A-KN2121	1/2 RH with center & offset hole washers	5
A-KN2141	12mm-1.50 RH with center & offset hole washers	5
CAP		
A-SPIDER12	Spider Cap 5x4.5"	1
A-SPIDER34	Spider Cap 5x4.75"	1
A-SPIDER50	Spider Cap 5x5.0"	1
A-BULLET328	Bullet Cap Push - Thru 3.28"	1

BLACK ROCK®

BLACK ROCK WHEELS



BLACK ROCK SERIES 929 BLACK JACK

CONSTRUCTION: 2-Piece Steel

FIT: Direct Fit

FINISH: Matte Black

OFFSET: RWD

LUG NUT: Conical seat or bulge seat lug nuts. Sold separately

CAP: Included



PART #	RIM SIZE (IN.)	BOLT PATTERN (IN.)	OFFSET (MM)	REAR SPACING (IN.)	CENTER BORE (IN.)	LUG NUT TYPE	LOAD RATING (LBS)	SHIPPING WEIGHT (LBS)	CAP #
929571240	15x7	5 x 4.5	0	4	3.30	Conical	1600	26	132712BR
929571242	15x7	5 x 4.5	6	4 1/4	3.30	Conical	1600	26	132712BR
929573440	15x7	5 x 4.75	0	4	3.30	Conical	1600	26	132712BR
929575540	15x7	5 x 5.5	0	4	4.28	Conical	1600	26	142512BR
929576040	15x7	6 x 5.5	0	4	4.28	Conical	1600	26	142512BR
929581240	15x8	5 x 4.5	-13	4	3.30	Conical	1500	28	132712BR
929581247	15x8	5 x 4.5	6	4 3/4	3.30	Conical	1500	28	132712BR
929583440	15x8	5 x 4.75	-13	4	3.30	Conical	1500	28	132712BR
929585040	15x8	5 x 5	-13	4	3.30	Conical	1500	28	132712BR
929585540	15x8	5 x 5.5	-13	4	4.28	Conical	1500	28	142512BR
929586040	15x8	6 x 5.5	-13	4	4.28	Conical	1500	28	142512BR
929511240	15x10	5 x 4.5	-38	4	3.30	Conical	1500	34	132712BR
929515040	15x10	5 x 5	-38	4	3.30	Conical	1500	34	132712BR
929515540	15x10	5 x 5.5	-38	4	4.28	Conical	1500	34	142512BR
929516040	15x10	6 x 5.5	-38	4	4.28	Conical	1500	34	142512BR
929518040	15x10	8 x 6.5	-38	4	5.15	Conical	3000	34	151212BR
929525540	15x12	5 x 5.5	-63	4	4.28	Conical	1400	36	142512BR
929528040	15x12	8 x 6.5	-63	4	5.15	Conical	3000	36	151212BR
929675540	16x7	5 x 5.5	0	4	4.28	Conical	2000	33	142512BR
929676040	16x7	6 x 5.5	0	4	4.28	Conical	2000	33	142512BR
929678040	16x7	8 x 6.5	0	4	5.15	Conical	3000	33	151212BR
929685550	16x8	5 x 5.5	13	5	4.28	Conical	2000	37	142512BR
929686050	16x8	6 x 5.5	13	5	4.28	Conical	2000	37	142512BR
929688045	16x8	8 x 6.5	0	4 1/2	5.15	Conical	3000	37	151212BR

BLACK ROCK SERIES 942 TYPE D

CONSTRUCTION: 2-Piece Steel

FIT: Direct Fit

FINISH: Matte Black

OFFSET: RWD

LUG NUT: Conical seat or bulge seat lug nuts. Sold separately

CAP: Included



PART #	RIM SIZE (IN.)	BOLT PATTERN (IN.)	OFFSET (MM)	REAR SPACING (IN.)	CENTER BORE (IN.)	LUG NUT TYPE	LOAD RATING (LBS)	SHIPPING WEIGHT (LBS)	CAP #
942571237	15x7	5 x 4.5	-6	3 3/4	3.30	Conical	1600	26	132712BR
942571240	15x7	5 x 4.5	0	4	3.30	Conical	1600	26	132712BR
942571242	15x7	5 x 4.5	6	4 1/4	3.30	Conical	1600	26	132712BR
942573437	15x7	5 x 4.75	-6	3 3/4	3.30	Conical	1600	26	132712BR
942573440	15x7	5 x 4.75	0	4	3.30	Conical	1600	26	132712BR
942573442	15x7	5 x 4.75	6	4 1/4	3.30	Conical	1600	26	132712BR
942575037	15x7	5 x 5	-6	3 3/4	3.30	Conical	1600	26	132712BR
942575040	15x7	5 x 5	0	4	3.30	Conical	1600	26	132712BR
942575537	15x7	5 x 5.5	-6	3 3/4	4.28	Conical	1600	26	142512BR
942575540	15x7	5 x 5.5	0	4	4.28	Conical	1600	26	142512BR
942576037	15x7	6 x 5.5	-6	3 3/4	4.28	Conical	1600	26	142512BR
942576040	15x7	6 x 5.5	0	4	4.28	Conical	1600	26	142512BR
942581237	15x8	5 x 4.5	-19	3 3/4	3.30	Conical	1500	28	132712BR
942581240	15x8	5 x 4.5	-13	4	3.30	Conical	1500	28	132712BR
942581245	15x8	5 x 4.5	0	4 1/2	3.30	Conical	1500	28	132712BR
942581247	15x8	5 x 4.5	6	4 3/4	3.30	Conical	1500	28	132712BR
942583437	15x8	5 x 4.75	-19	3 3/4	3.30	Conical	1500	28	132712BR
942583440	15x8	5 x 4.75	-13	4	3.30	Conical	1500	28	132712BR
942585050	15x8	5 x 5	13	5	3.30	Conical	1500	28	132712BR
942585537	15x8	5 x 5.5	-19	3 3/4	4.28	Conical	1500	28	142512BR
942585540	15x8	5 x 5.5	-13	4	4.28	Conical	1500	28	142512BR
942586037	15x8	6 x 5.5	-19	3 3/4	4.28	Conical	1500	28	142512BR
942586040	15x8	6 x 5.5	-13	4	4.28	Conical	1500	28	142512BR
942586045	15x8	6 x 5.5	0	4 1/2	4.28	Conical	1500	28	142512BR
942511237	15x10	5 x 4.5	-44	3 3/4	3.30	Conical	1500	34	132712BR
942511240	15x10	5 x 4.5	-38	4	3.30	Conical	1500	34	132712BR
942511245	15x10	5 x 4.5	-25	4 1/2	3.30	Conical	1500	34	132712BR
942513445	15x10	5 x 4.75	-25	4 1/2	3.30	Conical	1500	34	132712BR
942515040	15x10	5 x 5	-38	4	3.30	Conical	1500	34	132712BR
942515537	15x10	5 x 5.5	-44	3 3/4	4.28	Conical	1500	34	142512BR
942515540	15x10	5 x 5.5	-38	4	4.28	Conical	1500	34	142512BR
942516037	15x10	6 x 5.5	-44	3 3/4	4.28	Conical	1500	34	142512BR
942516040	15x10	6 x 5.5	-38	4	4.28	Conical	1500	34	142512BR
942516045	15x10	6 x 5.5	-25	4 1/2	4.28	Conical	1500	34	142512BR
942518040	15x10	8 x 6.5	-38	4	5.15	Conical	2200	34	151212BR
942521240	15x12	5 x 4.5	-63	4	3.30	Conical	1400	36	132712BR
942523440	15x12	5 x 4.75	-63	4	3.30	Conical	1400	36	132712BR
942526040	15x12	6 x 5.5	-63	4	4.28	Conical	1400	36	142512BR
942528040	15x12	8 x x 6.5	-63	4	5.15	Conical	2200	36	151212BR
942671240	16x7	5 x 4.5	0	4	3.30	Conical	1700	33	132712BR
942675040	16x7	5 x 5	0	4	3.30	Conical	1700	33	132712BR
942675540	16x7	5 x 5.5	0	4	4.28	Conical	2000	33	142512BR
942673540	16x7	5 x 135	0	4	3.42	Conical	2000	33	134212BR
942676040	16x7	6 x 5.5	0	4	4.28	Conical	2000	33	142512BR
942678040	16x7	8 x 6.5	0	4	5.15	Conical	3650	33	151212BR
942681242	16x8	5 x 4.5	-6	4 1/4	3.30	Conical	1700	37	132712BR
942681250	16x8	5 x 4.5	13	5	3.30	Conical	1700	37	132712BR
942685042	16x8	5 x 5	-6	4 1/4	3.30	Conical	1700	37	132712BR
942685050	16x8	5 x 5	13	5	3.30	Conical	1700	37	132712BR
942685542	16x8	5 x 5.5	-6	4 1/4	4.28	Conical	2000	37	142512BR

BLACK ROCK SERIES 942 TYPE D (continued)

CONSTRUCTION: 2-Piece Steel

FIT: Direct Fit

FINISH: Matte Black

OFFSET: RWD

LUG NUT: Conical seat or bulge seat lug nuts. Sold separately

CAP: Included



PART #	RIM SIZE (IN.)	BOLT PATTERN (IN.)	OFFSET (MM.)	REAR SPACING (IN.)	CENTER BORE (IN.)	LUG NUT TYPE	LOAD RATING (LBS)	SHIPPING WEIGHT (LBS)	CAP #
942685550	16x8	5 x 5.5	13	5	4.28	Conical	2000	37	142512BR
942683550	16x8	5 x 135	13	5	3.42	Conical	2000	37	134212BR
942686042	16x8	6 x 5.5	-6	4 1/4	4.28	Conical	2000	37	142512BR
942686050	16x8	6 x 5.5	13	5	4.28	Conical	2000	37	142512BR
942688042	16x8	8 x 6.5	-6	4 1/4	5.15	Conical	3650	37	151212BR
942688045	16x8	8 x 6.5	0	4 1/2	5.15	Conical	3650	37	151212BR
942791245	17x9	5 x 4.5	-12	4 1/2	3.30	Conical	2000	40	132712BR
942791250	17x9	5 x 4.5	0	5	3.30	Conical	2000	40	132712BR
942795045	17x9	5 x 5	-12	4 1/2	3.30	Conical	1700	40	132712BR
942795545	17x9	5 x 5.5	-12	4 1/2	4.28	Conical	2000	40	132712BR
942795550	17x9	5 x 5.5	0	5	4.28	Conical	2000	40	142512BR
942798045	17x9	8 x 6.5	-12	4 1/2	5.15	Conical	3650	40	151212BR
942798050	17x9	8 x 6.5	0	5	5.15	Conical	3650	40	151212BR

BLACK ROCK SERIES 997 TYPE 8

CONSTRUCTION: 2-Piece Steel

FIT: Direct Fit

FINISH: Matte Black

OFFSET: RWD

LUG NUT: Conical seat or bulge seat lug nuts. Sold separately

CAP: Included



PART #	RIM SIZE (IN.)	BOLT PATTERN (IN.)	OFFSET (MM.)	REAR SPACING (IN.)	CENTER BORE (IN.)	LUG NUT TYPE	LOAD RATING (LBS)	SHIPPING WEIGHT (LBS)	CAP #
997571240	15x7	5 x 4.5	0	4	3.30	Conical	2200	26	132712BR
997571242	15x7	5 x 4.5	6	4 1/4	3.30	Conical	2200	26	132712BR
997573440	15x7	5 x 4.75	0	4	3.30	Conical	2200	26	132712BR
997573437	15x7	5 x 4.75	-6	3 3/4	3.30	Conical	2200	26	132712BR
997573442	15x7	5 x 4.75	6	4 1/4	3.30	Conical	2200	26	132712BR
997575037	15x7	5 x 5	-6	3 3/4	3.30	Conical	2200	26	132712BR
997575040	15x7	5 x 5	0	4	3.30	Conical	2200	26	132712BR
997575537	15x7	5 x 5.5	-6	3 3/4	4.28	Conical	2200	26	142512BR
997575540	15x7	5 x 5.5	0	4	4.28	Conical	2200	26	142512BR
997576037	15x7	6 x 5.5	-6	3 3/4	4.28	Conical	2200	26	142512BR
997576040	15x7	6 x 5.5	0	4	4.28	Conical	2200	26	142512BR
997576042	15x7	6 x 5.5	6	4 1/4	4.28	Conical	2200	26	142512BR
997576442	15x7	6 x 4.5	6	4 1/2	3.30	Conical	2200	26	132712BR
997581237	15x8	5 x 4.5	-19	3 3/4	3.30	Conical	2200	28	132712BR
997581240	15x8	5 x 4.5	-13	4	3.30	Conical	2200	28	132712BR
997581245	15x8	5 x 4.5	0	4 1/2	3.30	Conical	2200	28	132712BR
997581247	15x8	5 x 4.5	6	4 3/4	3.30	Conical	2200	28	132712BR
997583437	15x8	5 x 4.75	-19	3 3/4	3.30	Conical	2200	28	132712BR
997583440	15x8	5 x 4.75	-13	4	3.30	Conical	2200	28	132712BR
997585037	15x8	5 x 5	-19	3 3/4	3.30	Conical	2200	28	132712BR

BLACK ROCK SERIES 997 TYPE 8 (continued)

CONSTRUCTION: 2-Piece Steel

FIT: Direct Fit

FINISH: Matte Black

OFFSET: RWD

LUG NUT: Conical seat or bulge seat lug nuts. Sold separately

CAP: Included



PART #	RIM SIZE (IN.)	BOLT PATTERN (IN.)	OFFSET (MM)	REAR SPACING (IN.)	CENTER BORE (IN.)	LUG NUT TYPE	LOAD RATING (LBS)	SHIPPING WEIGHT (LBS)	CAP #
997585040	15x8	5 x 5	-13	4	3.30	Conical	2200	28	132712BR
997585537	15x8	5 x 5.5	-19	3 3/4	4.28	Conical	2200	28	142512BR
997585540	15x8	5 x 5.5	-13	4	4.28	Conical	2200	28	142512BR
997586037	15x8	6 x 5.5	-19	3 3/4	4.28	Conical	2200	28	142512BR
997586040	15x8	6 x 5.5	-13	4	4.28	Conical	2200	28	142512BR
997586045	15x8	6 x 5.5	0	4 1/2	4.28	Conical	2200	28	142512BR
997586047	15x8	6 x 5.5	6	4 3/4	4.28	Conical	2200	28	142512BR
997586445	15x8	6 x 4.5	0	4 1/2	3.30	Conical	2200	28	132712BR
997511237	15x10	5 x 4.5	-44	3 3/4	3.30	Conical	2200	34	132712BR
997511240	15x10	5 x 4.5	-38	4	3.30	Conical	2200	34	132712BR
997511245	15x10	5 x 4.5	-25	4 1/2	3.30	Conical	2200	34	132712BR
997513437	15x10	5 x 4.75	-44	3 3/4	3.30	Conical	2200	34	132712BR
997515037	15x10	5 x 5	-44	3 3/4	3.30	Conical	2200	34	132712BR
997515040	15x10	5 x 5	-38	4	3.30	Conical	2200	34	132712BR
997515537	15x10	5 x 5.5	-44	3 3/4	4.28	Conical	2200	34	142512BR
997515540	15x10	5 x 5.5	-38	4	4.28	Conical	2200	34	142512BR
997516037	15x10	6 x 5.5	-44	3 3/4	4.28	Conical	2200	34	142512BR
997516040	15x10	6 x 5.5	-38	4	4.28	Conical	2200	34	142512BR
997516045	15x10	6 x 5.5	-25	4 1/2	4.28	Conical	2200	34	142512BR
997516445	15x10	6 x 4.5	-25	4 1/2	3.30	Conical	2200	34	132712BR
997521240	15x12	5 x 4.5	-63	4	3.30	Conical	2200	36	132712BR
997525040	15x12	5 x 5	-63	4	3.30	Conical	2200	36	132712BR
997525540	15x12	5 x 5.5	-63	4	4.28	Conical	2200	36	142512BR
997526040	15x12	6 x 5.5	-63	4	4.28	Conical	2200	36	142512BR
997671240	16x7	5 x 4.5	0	4	3.30	Conical	2200	33	132712BR
997675040	16x7	5 x 5	0	4	3.30	Conical	2200	33	132712BR
997675540	16x7	5 x 5.5	0	4	4.28	Conical	2200	33	142512BR
997676040	16x7	6 x 5.5	0	4	4.28	Conical	3000	33	142512BR
997678035	16x7	8 x 6.5	-13	3 1/2	5.15	Conical	3650	33	151212BR
997678040	16x7	8 x 6.5	0	4	5.15	Conical	3650	33	151212BR
997681242	16x8	5 x 4.5	-6	4 1/4	3.30	Conical	2200	37	132712BR
997681250	16x8	5 x 4.5	13	5	3.30	Conical	2200	37	132712BR
997685042	16x8	5 x 5	-6	4 1/4	3.30	Conical	2200	37	132712BR
997685050	16x8	5 x 5	13	5	3.30	Conical	2200	37	132712BR
997685542	16x8	5 x 5.5	-6	4 1/4	4.28	Conical	3000	37	142512BR
997685550	16x8	5 x 5.5	13	5	4.28	Conical	3000	37	142512BR
997686042	16x8	6 x 5.5	-6	4 1/4	4.28	Conical	3000	37	142512BR
997686050	16x8	6 x 5.5	13	5	4.28	Conical	3000	37	142512BR
997688042	16x8	8 x 6.5	-6	4 1/4	5.15	Conical	3650	37	151212BR
997688045	16x8	8 x 6.5	0	4 1/2	5.15	Conical	3650	37	151212BR
997781245	17x8	5 x 4.5	0	4 1/2	3.30	Conical	2200	38	132712BR
997783445	17x8	5 x 4.75	0	4 1/2	3.30	Conical	2200	38	132712BR
997785045	17x8	5 x 5	0	4 1/2	3.30	Conical	2200	38	132712BR
997785545	17x8	5 x 5.5	0	4 1/2	4.28	Conical	3000	38	142512BR
997783545	17x8	5 x 135	0	4 1/2	3.42	Conical	3000	38	134212BR
997786045	17x8	6 x 5.5	0	4 1/2	4.28	Conical	3000	38	142512BR

BLACK ROCK SERIES 997 TYPE 8 (continued)

CONSTRUCTION: 2-Piece Steel

FIT: Direct Fit

FINISH: Matte Black

OFFSET: RWD

LUG NUT: Conical seat or bulge seat lug nuts. Sold separately

CAP: Included



PART #	RIM SIZE (IN.)	BOLT PATTERN (IN.)	OFFSET (MM)	REAR SPACING (IN.)	CENTER BORE (IN.)	LUG NUT TYPE	LOAD RATING (LBS)	SHIPPING WEIGHT (LBS)	CAP #
997788035	17x8	8 x 6.5	-25	3 1/2	5.15	Conical	3650	38	151212BR
997788045	17x8	8 x 6.5	0	4 1/2	5.15	Conical	3650	38	151212BR
997788145	17x8	8 x 170	0	4 1/2	5.15	Conical	3650	38	151212BR
997791245	17x9	5 x 4.5	-12	4 1/2	3.30	Conical	2200	40	132712BR
997791250	17x9	5 x 4.5	0	5	3.30	Conical	2200	40	132712BR
997793445	17x9	5 x 4.75	-12	4 1/2	3.30	Conical	2200	40	132712BR
997793450	17x9	5 x 4.75	0	5	3.30	Conical	2200	40	132712BR
997795045	17x9	5 x 5	-12	4 1/2	3.30	Conical	2200	40	132712BR
997795050	17x9	5 x 5	0	5	3.30	Conical	2200	40	132712BR
997795545	17x9	5 x 5.5	-12	4 1/2	4.28	Conical	3000	40	142512BR
997795550	17x9	5 x 5.5	0	5	4.28	Conical	3000	40	142512BR
997793550	17x9	5 x 135	0	5	3.42	Conical	3000	40	134212BR
997796045	17x9	6 x 5.5	-12	4 1/2	4.28	Conical	3000	40	142512BR
997796050	17x9	6 x 5.5	0	5	4.28	Conical	3000	40	142512BR
997798045	17x9	8 x 6.5	-12	4 1/2	5.15	Conical	3650	40	151212BR
997798050	17x9	8 x 6.5	0	5	5.15	Conical	3650	40	151212BR
997798145	17x9	8 x 170	-12	4 1/2	5.15	Conical	3650	40	151212BR
997798150	17x9	8 x 170	0	5	5.15	Conical	3650	40	151212BR

CENTER CAPS STEEL WHEELS

PART #	DESCRIPTION	CENTER BORE
1-PIECE CAP (BLACK LETTERS)		
132712BR	Steel Push Through - Black	3.300"
142512BR	Steel Push Through - Black	4.280"
151212BR	Steel Push Through - Black	5.150"
2-PIECE CAP WITH BLACK ROCK PLUG (CHROME LETTERS)		
232712BR	Steel Push Through - Black	3.300"
242512BR	Steel Push Through - Black	4.280"
251212BR	Steel Push Through - Black	5.150"
BLACK ROCK PLUG FOR 2-PIECE CAP		
A-BCNDCBR	Snap In Plug For 2-PC Cap	3.300"

UNIQUE



UNIQUE SERIES 03 SMOOTHIE

CONSTRUCTION: 2-Piece Steel

FIT: Direct Bolt - Single or Dual Fit

FINISH: Chrome

OFFSET: RWD

LUG NUT: Conical seat or bulge seat lug nuts. Sold separately

CAP: Included



PART #	ITEM #	RIM SIZE (IN.)	BOLT PATTERN (IN.)	OFFSET (MM)	REAR SPACING (IN.)	CENTER BORE (IN.)	LUG NUT TYPE	LOAD RATING (LBS)	SHIPPING WEIGHT (LBS)	CAP #
03-4605P	1425715402B	14x6	5 x 4.5, 5 x 4.75	6	3 3/4	3.19	Conical	1400	21	A-SC7650C
03-4705	1425803402B	14x7	5 x 4.5, 5 x 4.75	0	4	3.19	Conical	1400	23	A-SC7650C
03-5605P	1526180402B	15x6	5 x 4.5, 5 x 4.75	6	3 3/4	3.19	Conical	1500	24	A-SC7650C
03-5653P	1526259402B	15x6	5 x 5, 5 x 5.5	6	3 3/4	3.71	Conical	1500	24	A-SC7650C
03-5660P	1526287402B	15x6	6 x 5.5	6	4 3/4	4.28	Conical	1500	24	A-SC7650C
03-5705P	1526309402B	15x7	5 x 4.5, 5 x 4.75	3	4 1/8	3.19	Conical	1500	26	A-SC7650C
03-5753P	1526459402B	15x7	5 x 5, 5 x 5.5	3	4 1/8	3.19	Conical	1500	26	A-SC7650C
03-5760P	1526515402B	15x7	6 x 5.5	3	5 1/8	3.71	Conical	1500	26	A-SC7650C
03-5805	1526559402B	15x8	5 x 4.5, 5 x 4.75	-6	4 1/8	4.28	Conical	1500	28	A-SC7650C
03-5853	1526752402B	15x8	5 x 5, 5 x 5.5	-6	4 1/4	3.71	Conical	1500	28	A-SC7650C
03-5860	1526826402B	15x8	6 x 5.5	-6	5 1/4	4.28	Conical	1500	28	A-SC7650C
03-5105	1525899402B	15x10	5 x 4.5, 5 x 4.75	-32	4 1/4	3.19	Conical	1500	34	A-SC7650C
03-5153	1525996402B	15x10	5 x 5, 5 x 5.5	-32	4 1/4	3.71	Conical	1500	34	A-SC7650C
03-5160	1526046402B	15x10	6 x 5.5	-32	4 1/4	4.28	Conical	1500	34	A-SC7650C

NOTES Check for proper fitment before mounting

UNIQUE SERIES 21 VW WHITE 8-SPOKE

CONSTRUCTION: 2-Piece Steel

FIT: Direct Fit

FINISH: White with Red and Blue Stripes

OFFSET: RWD

LUG NUT: Radius seat lug nuts. Sold separately

CAP: Not included



PART #	ITEM #	RIM SIZE (IN.)	BOLT PATTERN (IN.)	OFFSET (MM)	REAR SPACING (IN.)	CENTER BORE (IN.)	LUG NUT TYPE	LOAD RATING (LBS)	SHIPPING WEIGHT (LBS)	CAP #
21-5530	1526155564B	15x5	4 x 130	-13	2 1/2	3.3	Radius	1100	19	A-SC3300EB
21-5630P	1526235564B	15x6	4 x 130	6	3 3/4	3.3	Radius	1100	23	A-SC3300EB
21-5730	1526383564B	15x7	4 x 130	-13	3 1/2	3.3	Radius	1100	26	A-SC3300EB
21-5830	1526636564B	15x8	4 x 130	-25	3 1/2	3.3	Radius	1100	28	A-SC3300EB
21-5830R	1526639564B	15x8	4 x 130	-63	2	3.3	Radius	1100	34	A-SC3300EB
21-5130	1525936564B	15x10	4 x 130	-51	3 1/2	3.3	Radius	1100	34	A-SC3300EB

Requires V.W. lug bolts or equivalent (radius lug seat)

NOTES Wheels shipped without center caps
Check for proper fitment before mounting

UNIQUE SERIES 21 WHITE 8-SPOKE

CONSTRUCTION: 2-Piece Steel

FIT: Direct Fit

FINISH: White with Red and Blue Stripes

OFFSET: RWD

LUG NUT: Conical seat or bulge seat lug nuts. Sold separately

CAP: Sold Separately



PART #	ITEM #	RIM SIZE (IN.)	BOLT PATTERN (IN.)	OFFSET (MM)	REAR SPACING (IN.)	CENTER BORE (IN.)	LUG NUT TYPE	LOAD RATING (LBS)	SHIPPING WEIGHT (LBS)	CAP #
21-4712	1425823564B	14x7	5 x 4.5	-6	3 3/4	3.3	Conical	1400	23	A-SC3300EB
21-5712	1526339564B	15x7	5 x 4.5	-6	3 3/4	3.3	Conical	1600	26	A-SC3300EB
21-5712P	1526352564B	15x7	5 x 4.5	13	4 1/2	3.3	Conical	1600	26	A-SC3300EB
21-5734	1526392564B	15x7	5 x 4.75	-6	3 3/4	3.3	Conical	1600	26	A-SC3300EB
21-5734P	1526403564B	15x7	5 x 4.75	13	4 1/2	3.3	Conical	1600	26	A-SC3300EB
21-5750	1526439564B	15x7	5 x 5	-6	3 3/4	3.3	Conical	1600	26	A-SC3300EB
21-5755	1526465564B	15x7	5 x 5.5	-6	3 3/4	4.28	Conical	1600	26	A-SC4280EB
21-5760	1526495564B	15x7	6 x 5.5	-6	3 3/4	4.28	Conical	1600	26	A-SC4280EB
21-5760P	1526505564B	15x7	6 x 5.5	13	4 1/2	4.28	Conical	1600	26	A-SC4280EB
21-5780	1526551564B	15x7	8 x 6.5	0	4	5.5	Conical	1600	26	A-SC3300EB
21-5812	1526593564B	15x8	5 x 4.5	-19	3 3/4	3.3	Conical	1500	28	A-SC3300EB
21-5834	1526651564B	15x8	5 x 4.75	-19	3 3/4	3.3	Conical	1500	28	A-SC3300EB
21-5850	1526710564B	15x8	5 x 5	-19	3 3/4	3.3	Conical	1500	28	A-SC3300EB
21-5855	1526758564B	15x8	5 x 5.5	-19	3 3/4	4.28	Conical	1500	28	A-SC4280EB
21-5860	1526793564B	15x8	6 x 5.5	-19	3 3/4	4.28	Conical	1500	28	A-SC4280EB
21-5880	1526853564B	15x8	8 x 6.5	-13	4	5.15	Conical	1500	28	A-SC5150EB
21-5112	1525916564B	15x10	5 x 4.5	-44	3 3/4	3.3	Conical	1500	34	A-SC3300EB
21-5134	1525946564B	15x10	5 x 4.75	-44	3 3/4	3.3	Conical	1500	34	A-SC3300EB
21-5150	1525971564B	15x10	5 x 5	-44	3 3/4	3.3	Conical	1500	34	A-SC3300EB
21-5155	1526000564B	15x10	5 x 5.5	-44	3 3/4	4.28	Conical	1500	34	A-SC4280EB
21-5160	1526028564B	15x10	6 x 5.5	-44	3 3/4	4.28	Conical	1500	34	A-SC4280EB
21-5180	1526067564B	15x10	8 x 6.5	-38	4	5.15	Conical	2200	34	A-SC5150EB
21-7760	1627100564B	16x7	6 x 5.5	0	4	4.28	Conical	2000	33	A-SC4280EB
21-7760P	1627110564B	16x7	6 x 5.5	13	4	4.28	Conical	2000	33	A-SC4280EB
21-7780	1627129564B	16x7	8 x 6.5	0	4	5.15	Conical	3000	33	A-SC5150EB
21-7855	1627200564B	16x8	5 x 5.5	0	4 1/2	4.28	Conical	2000	37	A-SC4280EB
21-7860	1627220564B	16x8	6 x 5.5	0	4 1/2	4.28	Conical	2000	37	A-SC4280EB
21-7880	1627257564B	16x8	8 x 6.5	0	4 1/2	5.15	Conical	3000	37	A-SC5150EB

NOTES Check for proper fitment before mounting

UNIQUE SERIES 81 VW WHITE BAJA

CONSTRUCTION: 2-Piece Steel

FIT: Direct Fit

FINISH: White with Red and Blue Stripes

OFFSET: RWD

LUG NUT: Radius seat lug nuts. Sold separately

CAP: Not included



PART #	ITEM #	RIM SIZE (IN.)	BOLT PATTERN (IN.)	OFFSET (MM)	REAR SPACING (IN.)	CENTER BORE (IN.)	LUG NUT TYPE	LOAD RATING (LBS)	SHIPPING WEIGHT (LBS)	CAP #
81-5519P	1526153564B	15x5	5 x 205	13	3 1/2	6.3	Conical	1100	19	N/A
81-5519R	1526154564B	15x5	5 x 205	-3	2 7/8	6.3	Conical	1100	19	N/A
81-5619R	1526230564B	15x6	5 x 205	-6	3 1/4	6.3	Conical	1100	24	N/A
81-5719R	1526380564B	15x7	5 x 205	-13	3 1/2	6.3	Conical	1100	26	N/A
81-5819R	1526633564B	15x8	5 x 205	-38	3	6.3	Conical	1100	28	N/A
81-5119R	1525935564B	15x10	5 x 205	-51	3 1/2	6.3	Conical	1100	34	N/A

NOTES Requires V.W. lug bolts or equivalent (radius lug seat)
Wheels shipped without center caps
Check for proper fitment before mounting

UNIQUE SERIES 144 SILVER RALLY

CONSTRUCTION: 2-Piece Steel
FIT: Direct Bolt - Single or Dual Fit
FINISH: Silver
OFFSET: RWD
LUG NUT: Conical seat or bulge seat lug nuts. Sold separately
CAP: Sold Separately



PART #	ITEM #	RIM SIZE (IN.)	BOLT PATTERN (IN.)	OFFSET (MM)	REAR SPACING (IN.)	CENTER BORE (IN.)	LUG NUT TYPE	LOAD RATING (LBS)	SHIPPING WEIGHT (LBS)	CAP #
144-5605P	1526179240B	15x6	5 x 4.5, 4.75	6	3 3/4	3.19	Conical	1500	24	A-SS7000C
144-5734P	1529747240B	15x7	5 x 4.75	6	4 1/4	3.19	Conical	1500	26	A-SS7000C
144-5705P	1526308240B	15x7	5 x 4.5, 4.75	6	4 1/4	3.19	Conical	1500	26	A-SS7000C
144-5753P	1526458240B	15x7	5 x 5, 5.5	6	4 1/4	3.71	Conical	1500	26	A-SS7000C
144-5760P	1526512240B	15x7	6 x 5.5	6	4 1/4	4.34	Conical	1500	26	A-SS7000C
144-5834	1529748240B	15x8	5 x 4.75	-6	4 1/4	3.19	Conical	1500	28	A-SS7000C
144-5805	1526554240B	15x8	5 x 4.5, 4.75	-6	4 1/4	3.19	Conical	1500	28	A-SS7000C
144-5853	1526750240B	15x8	5 x 5, 5.5	-6	4 1/4	3.71	Conical	1500	28	A-SS7000C
144-5860	1526801240B	15x8	6 x 5.5	-6	4 1/4	4.34	Conical	1500	28	A-SS7000C
144-5134	1529749240B	15x10	5 x 4.75	-32	4 1/4	3.19	Conical	1500	34	A-SS7000C
144-5105	1525896240B	15x10	5 x 4.5, 4.75	-32	4 1/4	3.19	Conical	1500	34	A-SS7000C
144-5153	1525994240B	15x10	5 x 5, 5.5	-32	4 1/4	3.71	Conical	1500	34	A-SS7000C
144-5160	1526035240B	15x10	6 x 5.5	-32	4 1/4	4.34	Conical	1500	34	A-SS7000C

CAP

ITEM #	DESCRIPTION
A-S7000C	Ribbed 7.000 chrome steel closed cap
A-SS7000C	Stainless Cap

CHROME STEEL TRIM RINGS

PART #	DESCRIPTION
A-SSTR1580	15x8, 15x10 Stainless Steel 3"
A-SSTR157	15x5, 15x6, 15x7 Stainless Steel Trim Rings 1 1/2"

UNIQUE SERIES 177 SUPER SUPREME

CONSTRUCTION: 2-Piece Composite - Steel Rim with Aluminum Center
FIT: Direct Fit
FINISH: Chrome
OFFSET: RWD
LUG NUT: Conical seat or bulge seat lug nuts. Sold separately
CAP: Style - Push-through, included.



PART #	ITEM #	RIM SIZE (IN.)	BOLT PATTERN (IN.)	OFFSET (MM)	REAR SPACING (IN.)	CENTER BORE (IN.)	LUG NUT TYPE	LOAD RATING (LBS)	SHIPPING WEIGHT (LBS)	CAP #
177-5612	1521097402B	15x6	5 x 4.5	-13	3	3.175	Conical	1580	24	A-177
177-5634	1521098402B	15x6	5 x 4.75	-13	3	3.175	Conical	1580	24	A-177
177-5712	1521100402B	15x7	5 x 4.5	-13	3 1/2	3.175	Conical	1580	26	A-177
177-5734	1521101402B	15x7	5 x 4.75	-13	3 1/2	3.175	Conical	1580	26	A-177
177-5750	1521102402B	15x7	5 x 5	-13	3 1/2	3.175	Conical	1580	26	A-177
177-5812	1521103402B	15x8	5 x 4.5	-22	3 5/8	3.175	Conical	1580	28	A-177
177-5834	1521104402B	15x8	5 x 4.75	-22	3 5/8	3.175	Conical	1580	28	A-177
177-5850	1521105402B	15x8	5 x 5	-22	3 5/8	3.175	Conical	1580	28	A-177
177-5112	1521106402B	15x10	5 x 4.5	-32	4 1/4	3.175	Conical	1580	34	A-177
177-5134	1521107402B	15x10	5 x 4.75	-32	4 1/4	3.175	Conical	1580	34	A-177
177-5150	1521108402B	15x10	5 x 5	-32	4 1/4	3.175	Conical	1580	34	A-177

UNIQUE SERIES 42 BLACK "D" WINDOW

CONSTRUCTION: 2-Piece Steel

FIT: Direct Fit

FINISH: Gloss Black with Red and Blue Stripes

OFFSET: RWD

LUG NUT: Conical seat or bulge seat lug nuts. Sold separately

CAP: Sold separately, except where noted with an asterisk*



PART #	ITEM #	RIM SIZE (IN.)	BOLT PATTERN (IN.)	OFFSET (MM)	REAR SPACING (IN.)	CENTER BORE (IN.)	LUG NUT TYPE	LOAD RATING (LBS)	SHIPPING WEIGHT (LBS)	CAP #
42-5712P	1526353565B	15x7	5 x 4.5	6	4 1/4	3.3	Conical	1600	26	A-SC3300EB
42-5734	1526394565B	15x7	5 x 4.75	0	4	3.3	Conical	1600	26	A-SC3300EB
42-5734P	1526404565B	15x7	5 x 4.75	6	4 1/4	3.3	Conical	1600	26	A-SC3300EB
42-5750	1526441565B	15x7	5 x 5	0	4	3.3	Conical	1600	26	A-SC3300EB
42-5755	1526467565B	15x7	5 x 5.5	0	4	4.28	Conical	1600	26	A-SC4280EB
42-5760	1526497565B	15x7	6 x 5.5	0	4	4.28	Conical	1600	26	A-SC4280EB
42-5812	1526595565B	15x8	5 x 4.5	-13	4	3.3	Conical	1500	28	A-SC3300EB
42-5812P	1526606565B	15x8	5 x 4.5	6	4 3/4	3.3	Conical	1500	28	A-SC3300EB
42-5834	1526654565B	15x8	5 x 4.75	-13	4	3.3	Conical	1500	28	A-SC3300EB
42-5850	1526712565B	15x8	5 x 5	-13	4	3.3	Conical	1500	28	A-SC3300EB
42-5850P	1526722565B	15x8	5 x 5	13	5	3.3	Conical	1500	28	A-SC3300EB
42-5855	1526762565B	15x8	5 x 5.5	-13	4	4.28	Conical	1500	28	A-SC4280EB
42-5860	1526795565B	15x8	6 x 5.5	-13	4	4.28	Conical	1500	28	A-SC4280EB
42-5860P	1526806565B	15x8	6 x 5.5	6	4 3/4	4.28	Conical	1500	28	A-SC4280EB
42-5880SL	1529434565B	15x8	8 x 6.5	0	4 1/2	5.15	Conical	2200	28	A-SC5150EB
42-5112	1525917565B	15x10	5 x 4.5	-38	4	3.3	Conical	1500	34	A-SC3300EB
42-5134	1525948565B	15x10	5 x 4.75	-38	4	3.3	Conical	1500	34	A-SC3300EB
42-5150	1525972565B	15x10	5 x 5	-38	4	3.3	Conical	1500	34	A-SC3300EB
42-5155	1526001565B	15x10	5 x 5.5	-38	4	4.28	Conical	1500	34	A-SC4280EB
42-5160	1526029565B	15x10	6 x 5.5	-38	4	4.28	Conical	1500	34	A-SC4280EB
42-5180SL	1529435565B	15x10	8 x 6.5	-38	4	5.15	Conical	2200	34	A-SC5150EB
42-5255	1529439565B	15x12	5 x 5.5	-63	4	4.28	Conical	1400	35	A-SC4280EB
42-5260	1529440565B	15x12	6 x 5.5	-63	4	4.28	Conical	1400	35	A-SC4280EB
42-7712	1627046565B	16x7	5 x 4.5	0	4	3.3	Conical	1700	33	A-SC3300EB
42-7735*	1627064565B	16x7	5 x 135	0	4	3.42	Conical	2000	33	A-SS3424C
42-7750	1627073565B	16x7	5 x 5	0	4	3.3	Conical	1700	33	A-SC3300EB
42-7755	1627087565B	16x7	5 x 5.5	0	4	4.28	Conical	2000	33	A-SC4280EB
42-7760	1627101565B	16x7	6 x 5.5	0	4	4.28	Conical	2000	33	A-SC4280EB
42-7780	1627130565B	16x7	8 x 6.5	0	4	5.15	Conical	3650	33	A-SC5150EB
42-7812P	1627159565B	16x8	5 x 4.5	13	5	3.3	Conical	1700	37	A-SC3300EB
42-7835P*	1627178565B	16x8	5 x 135	13	5	3.42	Conical	2000	37	A-SS3424C
42-7850P	1627188565B	16x8	5 x 5	13	5	3.3	Conical	1700	37	A-SC3300EB
42-7855P	1627206565B	16x8	5 x 5.5	13	5	4.28	Conical	2000	37	A-SC4280EB
42-7860P	1627227565B	16x8	6 x 5.5	13	5	4.28	Conical	2000	37	A-SC4280EB
42-7880	1627258565B	16x8	8 x 6.5	0	4 1/2	5.15	Conical	3650	37	A-SC5150EB

NOTES Check for proper fitment before mounting

UNIQUE SERIES 297 BLACK SOFT 8

CONSTRUCTION: 2-Piece Steel

FIT: Direct Fit

FINISH: Gloss Black

OFFSET: RWD

LUG NUT: Conical seat or bulge seat lug nuts. Sold separately

CAP: Sold separately, except where noted with an asterisk*



PART #	ITEM #	RIM SIZE (IN.)	BOLT PATTERN (IN.)	OFFSET (MM)	REAR SPACING (IN.)	CENTER BORE (IN.)	LUG NUT TYPE	LOAD RATING (LBS)	SHIPPING WEIGHT (LBS)	CAP #
297-5712	1529544014B	15x7	5 x 4.5	0	4	3.3	Conical	2200	26	A-SC3300EB
297-5712P	1529545014B	15x7	5 x 4.5	6	4 1/4	3.3	Conical	2200	26	A-SC3300EB
297-5734	1529546014B	15x7	5 x 4.75	0	4	3.3	Conical	2200	26	A-SC3300EB
297-5734P	1529547014B	15x7	5 x 4.75	6	4 1/4	3.3	Conical	2200	26	A-SC3300EB
297-5750	1529548014B	15x7	5 x 5	0	4	3.3	Conical	2200	26	A-SC3300EB
297-5755	1529549014B	15x7	5 x 5.5	0	4	4.28	Conical	2200	26	A-SC4280EB
297-5760	1529550014B	15x7	6 x 5.5	0	4	4.28	Conical	2200	26	A-SC4280EB
297-5760P	1529551014B	15x7	6 x 5.5	6	4 1/4	4.28	Conical	2200	26	A-SC4280EB
297-5764P	1529552014B	15x7	6 x 4.5	6	4 1/4	3.3	Conical	2200	26	A-SC3300EB
297-5812	1529553014B	15x8	5 x 4.5	-13	4	3.3	Conical	2200	28	A-SC3300EB
297-5812P	1529554014B	15x8	5 x 4.5	6	4 3/4	3.3	Conical	2200	28	A-SC3300EB
297-5834	1529555014B	15x8	5 x 4.75	-13	4	3.3	Conical	2200	28	A-SC3300EB
297-5850	1529556014B	15x8	5 x 5	-13	4	3.3	Conical	2200	28	A-SC3300EB
297-5855	1529557014B	15x8	5 x 5.5	-13	4	4.28	Conical	2200	28	A-SC4280EB
297-5860	1529558014B	15x8	6 x 5.5	-13	4	4.28	Conical	2200	28	A-SC4280EB
297-5860P	1529559014B	15x8	6 x 5.5	6	4 3/4	4.28	Conical	2200	28	A-SC4280EB
297-5864P	1529560014B	15x8	6 x 4.5	13	5	3.3	Conical	2200	28	A-SC3300EB
297-5112	1529561014B	15x10	5 x 4.5	-38	4	3.3	Conical	2200	34	A-SC3300EB
297-5134	1529562014B	15x10	5 x 4.75	-38	4	3.3	Conical	2200	34	A-SC3300EB
297-5150	1529563014B	15x10	5 x 5	-38	4	3.3	Conical	2200	34	A-SC3300EB
297-5155	1529564014B	15x10	5 x 5.5	-38	4	4.28	Conical	2200	34	A-SC4280EB
297-5160	1529565014B	15x10	6 x 5.5	-38	4	4.28	Conical	2200	34	A-SC4280EB
297-5212	1529566014B	15x12	5 x 4.5	-63	4	3.3	Conical	2200	35	A-SC3300EB
297-5234	1529567014B	15x12	5 x 4.75	-63	4	3.3	Conical	2200	35	A-SC3300EB
297-5250	1529568014B	15x12	5 x 5	-63	4	3.3	Conical	2200	35	A-SC3300EB
297-5255	1529569014B	15x12	5 x 5.5	-63	4	4.28	Conical	2200	35	A-SC4280EB
297-5260	1529570014B	15x12	6 x 5.5	-63	4	4.28	Conical	2200	35	A-SC4280EB
297-7712	1629576014B	16x7	5 x 4.5	0	4	3.3	Conical	2200	33	A-SC3300EB
297-7750	1629579014B	16x7	5 x 5	0	4	3.3	Conical	2200	33	A-SC3300EB
297-7755	1629580014B	16x7	5 x 5.5	0	4	4.28	Conical	3000	33	A-SC4280EB
297-7760	1629581014B	16x7	6 x 5.5	0	4	4.28	Conical	3000	33	A-SC4280EB
297-7780	1629582014B	16x7	8 x 6.5	0	4	5.15	Conical	3640	33	A-SC5150EB
297-7812P	1629584014B	16x8	5 x 4.5	13	5	3.3	Conical	2200	37	A-SC3300EB
297-7850P	1629587014B	16x8	5 x 5	13	5	3.3	Conical	2200	37	A-SC3300EB
297-7855P	1629588014B	16x8	5 x 5.5	13	5	4.28	Conical	3000	37	A-SC4280EB
297-7860P	1629589014B	16x8	6 x 5.5	13	5	4.28	Conical	3000	37	A-SC4280EB
297-7880	1629591014B	16x8	8 x 6.5	0	4 1/2	5.15	Conical	3650	37	A-SC5150EB
297-8812	1729593014B	17x8	5 x 4.5	0	4 1/2	3.3	Conical	2200	38	A-SC3300EB
297-8834	1729594014B	17x8	5 x 4.75	0	4 1/2	3.3	Conical	2200	38	A-SC3300EB
297-8835*	1729595014B	17x8	5 x 135 mm	0	4 1/2	3.42	Conical	2200	38	A-SS3424C
297-8850	1729596014B	17x8	5 x 5	0	4 1/2	3.3	Conical	2200	38	A-SC3300EB
297-8855	1729597014B	17x8	5 x 5.5	0	4 1/2	4.28	Conical	3000	38	A-SC4280EB
297-8860	1729598014B	17x8	6 x 5.5	0	4 1/2	4.28	Conical	3000	38	A-SC4280EB
297-8880	1729600014B	17x8	8 x 6.5	0	4 1/2	5.15	Conical	3650	38	A-SC5150EB
297-8881	1729601014B	17x8	8 x 170 mm	0	4 1/2	5.15	Conical	3650	38	A-SC5150EB
297-8912	1729602014B	17x9	5 x 4.5	0	5	3.3	Conical	2200	40	A-SC3300EB
297-8934	1729603014B	17x9	5 x 4.75	0	5	3.3	Conical	2200	40	A-SC3300EB

Check for proper fitment before mounting
Wheels shipped without center caps
Stainless steel cap included

NOTES

UNIQUE SERIES 297 BLACK SOFT 8 (continued)

CONSTRUCTION: 2-Piece Steel

FIT: Direct Fit

FINISH: Gloss Black

OFFSET: RWD

LUG NUT: Conical seat or bulge seat lug nuts. Sold separately

CAP: Sold separately, except where noted with an asterisk*



PART #	ITEM #	RIM SIZE (IN.)	BOLT PATTERN (IN.)	OFFSET (MM)	REAR SPACING (IN.)	CENTER BORE (IN.)	LUG NUT TYPE	LOAD RATING (LBS)	SHIPPING WEIGHT (LBS)	CAP #
297-8935*	1729604014B	17x9	5 x 135 mm	0	5	3.42	Conical	2200	40	A-SS3424C
297-8950	1729605014B	17x9	5 x 5	0	5	3.3	Conical	2200	40	A-SC3300EB
297-8955	1729606014B	17x9	5 x 5.5	0	5	4.28	Conical	3000	40	A-SC4280EB
297-8960	1729607014B	17x9	6 x 5.5	0	5	4.28	Conical	3000	40	A-SC4280EB
297-8964P	1729432014B	17x9	6 x 4.5	13	5 1/2	3.3	Conical	2200	40	A-SC3300EB
297-8980	1729482014B	17x9	8 x 6.5	0	5	5.15	Conical	3650	40	A-SC5150EB
297-8981	1729483014B	17x9	8 x 170 mm	0	5	5.15	Conical	3650	40	A-SC5150EB

NOTES
 Check for proper firmment before mounting
 Wheels shipped without center caps
 Stainless steel cap included

UNIQUE WHEEL ACCESSORIES

ITEM #	DESCRIPTION
A-177	3.175 CHR SUPER SUPREME CAP WITH EMBLEM
A-SC2950C	2.95 CHROME STEEL CAP CLOSED
A-SC3300C	3.3 CHROME STEEL CAP CLOSED
A-SB3300EB	3.3 BLACK STEEL CAP CLOSED
A-SB3300T	3.3 BLACK STEEL OPEN END
A-SC3300EB	3.3 CHROME STEEL CAP EMBOSSED
A-SC3300OP	3.3 CHROME STEEL CAP OPEN
A-SS3424C	3.424 STAINLESS STEEL CAP CLOSED (FORD 135mm B.C.)
A-SC4280C	4.28 CHROME STEEL CAP CLOSED
A-SB4280EB	4.28 BLACK STEEL CAP CLOSED
A-SB4280T	4.28 BLACK STEEL CAP OPEN END
A-SC4280EB	4.28 CHROME STEEL CAP EMBOSSED
A-SC4280OP	4.28 CHROME STEEL CAP OPEN
A-SC5150C	5.15 CHROME STEEL CAP CLOSED
A-SC5150EB	5.15 CHROME STEEL CAP EMBOSSED 4.83" LONG
A-SC7650C	7.65 CHROME STEEL 14" & 15" SMOOTHIE CAP CLOSED
A-SS7000C	7 STAINLESS STEEL 14", 15" & 16" RALLY CAP CLOSED

TRIM RINGS

A-SSTR157	15x7 STAINLESS STEEL RALLY TRIM RING (1 1/2")
A-SSTR1580	15x8 & 15x10 STAINLESS STEEL RALLY TRIM RING (3")
A-SCTR1580	15x8, 15x10 CHROME STEEL 3"

WHEEL CARE INSTRUCTIONS

Wheels depicted in this Collection are offered in a variety of finishes including paint (liquid and powder coated application), clear coat, chrome, polished aluminum and Black Rock's specially formulated powder coating.

Clean wheels regularly with soap, mild degreaser or quality spray-on wheel cleaner. Use with water and a soft brush or micro-fiber cleaning cloth. For best results, it is important to keep wheels clean, not allowing road film, contaminants and brake dust which retain moisture to accumulate. For winter road conditions where roads are treated with salt or other chemicals, regular cleaning is even more important. Avoid harsh or abrasive cleaners. NEVER CLEAN HOT WHEELS. Allow wheels to cool or cool with water prior to cleaning. To seal and protect the surface following cleaning, apply wax or polymer sealant product.

CLEAR COATED WHEELS

Many painted wheels are permanently coated with a clear protective coating, essentially a non-pigmented, clear paint. As discussed above, clear-coated wheels should require only simple and safe cleaning products. DO NOT USE ABRASIVE CLEANERS OR POLISHES. Seal and protect with wax or polymer sealant product.

CHROME WHEELS

Aluminum or steel wheels plated with chrome should be cleaned regularly as described above. If necessary, a quality non-abrasive chrome polish may be applied. Rinse thoroughly and dry with soft non-abrasive cloth to avoid water spots from soap, chemicals or water. For best results after cleaning chrome, seal and protect the surface with wax or polymer sealant.

POLISHED ALUMINUM WHEELS

Polished aluminum wheels are popular for racing, off-road and hot rod applications but require regular maintenance. Polished aluminum alloy wheels oxidize with exposure to weather and road conditions. When new, protect and seal polished wheels with a quality, hand-applied wax or polymer sealant product. When polished aluminum wheels begin to lose shine, clean as instructed above, using care to avoid scratching uncoated aluminum surface. To restore factory shine, polish by hand with quality metal polish recommended for aluminum. For best results after polishing, seal and protect the surface with wax or polymer sealant. To restore vintage or older polished aluminum wheels, re-polish commercially or by hand.

BLACK ROCK® STEEL WHEELS

Black Rock steel wheels are made in the U.S.A. and permanently coated with a specially formulated weather-resistant finish. The coating is a permanent, baked-on industrial finish. It is durable and easy to clean. Clean wheels regularly, using soap, water, a mild household degreaser or a quality wheel cleaner product and a soft brush and/or micro-fiber cleaning cloth. Do not allow brake dust and road film to build up on surface. DO NOT USE ABRASIVE OR ACID CLEANERS. Never clean hot wheels. Allow wheels to cool or cool with water prior to cleaning. For best results, seal and protect finish with wax or polymer sealant.

LIMITED WARRANTY

The Carlstar Group LLC (“Carlstar”)

Steel Wheels. The Carlstar Group warrants, subject to the terms, conditions and limitations stated herein, wheels to be free from defects in materials and workmanship. Wheels are warranted to be free from structural failure for as long as the original purchaser owns the product. The Carlstar Group’s liability for wheels shall be limited to replacement of any defective wheel plus applicable taxes, if any. The Warranty period for steel wheel coatings, including paint, chrome plating, clear coat or other coating, is ninety (90) days from date of purchase. Surface rust can be prevented by proper care and is not covered by this warranty. See Wheel Care section.

Aluminum Wheels. The Carlstar Group warrants aluminum alloy wheels to be free from defects in material and workmanship under normal and intended use for a period of one (1) year from retail purchase. Wheels are warranted to be free from structural failure for as long as the original purchaser owns the product.

This Warranty is in lieu of all other express and implied warranties, including warranties of merchantability and fitness for a particular purpose. The Carlstar Group agrees to repair or replace, at the sole discretion of The Carlstar Group, wheels that are returned for warranty inspection and which, after examination show that said product has failed in normal use and service due to material and/or workmanship. Call Warranty Dept. at (800) 827-1001 for additional information.

The Carlstar Group, by the sale of products to Distributors and Dealers engaged in the sale of automotive parts and accessories, makes no express or implied warranty or representation as to the quality of workmanship of said distributors and dealers or the ability of any individual connected therewith to render technical advice or assistance in connection with installation or use of The Carlstar Group wheels. No distributor, dealer or other entity or individual is authorized to modify or amend this Warranty in any respect.

This warranty is void if:

- A.** The product has been subject to misuse, damage in transit, accident, negligence, abuse, racing, off-road use, aftermarket modification, or has been repaired or altered in any way.
- B.** The product(s) have not been installed according to instructions provided with the wheels or in accordance with tire and wheel industry standards.
- C.** Wheels are installed with accessories other than The Carlstar Group accessories.
- D.** The original sales documents are not provided for verification.
- E.** The wheel(s) are not fit-checked before mounting.

The Carlstar Group assumes no responsibility for diagnosis, removal and installation labor, loss of vehicle use, loss of time, inconvenience, or other consequential expense. The Carlstar Group reserves the right to make changes in design, materials or specifications, or to make product changes without prior notice or obligation to incorporate same into purchased items. This Limited Warranty gives you specific legal rights and you may also have other rights which vary from state-to-state.

NOTICE

PRICES AND PRODUCT SPECIFICATIONS INCLUDED HEREIN ARE SUBJECT TO CHANGE WITHOUT NOTICE. PRODUCT AVAILABILITY SUBJECT TO INVENTORY. ALL PRODUCT IMAGES, ILLUSTRATIONS, PHOTOGRAPHS AND REPRESENTATIONS ARE HEREIN BASED UPON PRODUCT INFORMATION AVAILABLE AT TIME OF PRINTING. SOME PRODUCTS MAY VARY IN APPEARANCE. SEE ACTUAL PRODUCTS FOR ACCURATE PRODUCT DEPICTION. MANUFACTURER RESERVES THE RIGHT TO CHANGE, LIMIT OR DISCONTINUE AT ANY TIME, WITHOUT PRIOR NOTICE, PRODUCTS, PRODUCT PRICES, FINISHES, MATERIALS, APPLICATIONS AND SPECIFICATIONS, INCLUDING WARRANTY PROVISIONS. THE BRANDS AND PRODUCTS DEPICTED HEREIN, INCLUDING ALL RELATED IMAGES, LOGOS, PRODUCT NAMES AND OTHER MARKETING MATERIALS, ARE THE EXCLUSIVE PROPERTY OF THE MANUFACTURER. NO PART OF THIS PUBLICATION MAY BE REPRODUCED OR TRANSMITTED IN ANY FORM OR BY ANY MEANS, ELECTRONIC OR OTHERWISE, WITHOUT WRITTEN PERMISSION OF THE MANUFACTURER. ALL RIGHTS RESERVED. PRINTED IN U.S.A.

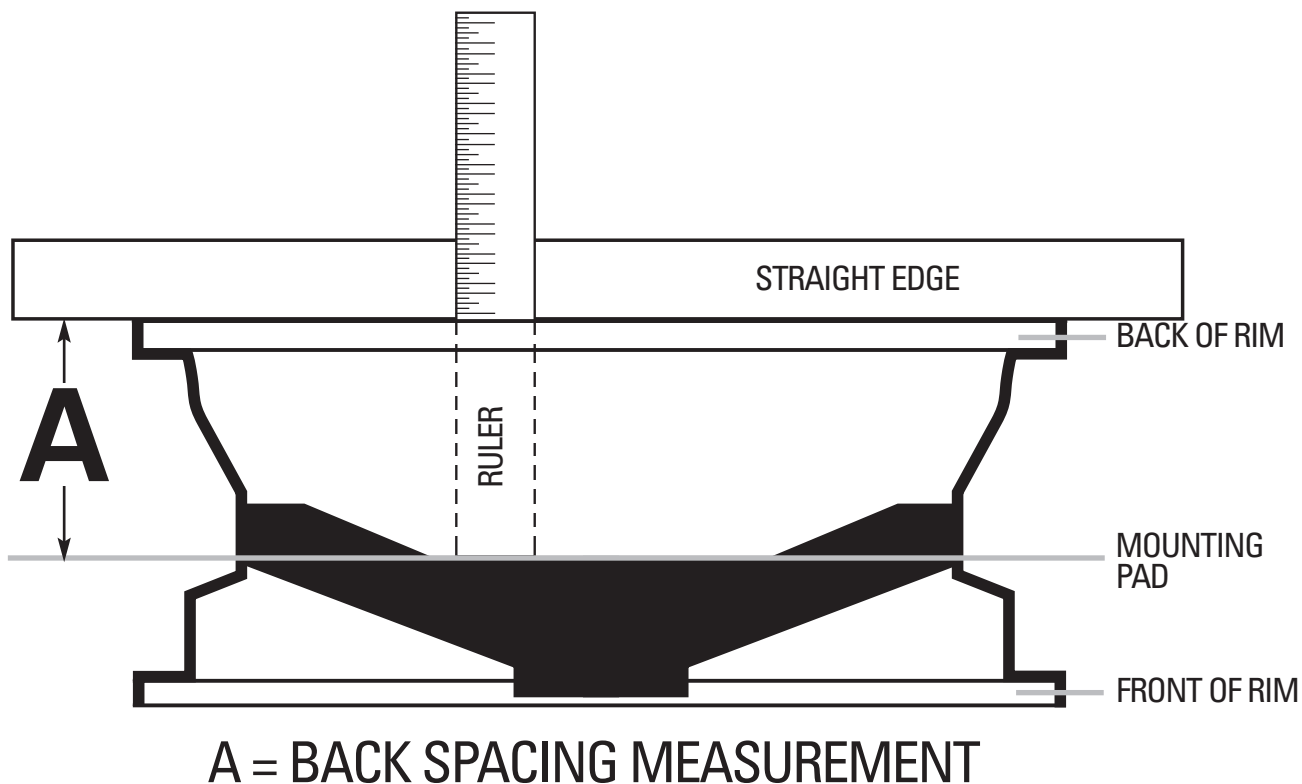
ADVISORY

MOST LOW PROFILE TIRES DO NOT OFFER THE SAME TIRE SIDEWALL PROTECTION AS ORIGINAL EQUIPMENT OR STANDARD PROFILE TIRES. WHILE LOW PROFILE TIRES MAY INCREASE CORNERING STABILITY AND OTHER PERFORMANCE CHARACTERISTICS, RIDE QUALITY AND RIM PROTECTION MAY BE DECREASED. RIM DAMAGE DUE TO ROAD HAZARDS MAY OCCUR AS A RESULT OF THE USE OF LOW PROFILE TIRES.

SAFETY NOTIFICATION

WHEN SELECTING/INSTALLING AFTERMARKET WHEELS AND TIRES, ALWAYS ENSURE THAT THE SIZE OF REPLACEMENT PRODUCTS ARE WITHIN +2.00% TO -3.00% OF THE ORIGINAL OVERALL TIRE DIAMETER RECOMMENDED BY THE MANUFACTURER OF YOUR VEHICLE. THE USE OF WHEEL AND TIRE COMBINATIONS EXCEEDING THESE LIMITATIONS MAY REQUIRE ANTI-LOCK BRAKE SYSTEM ADJUSTMENT OR MODIFICATION, OR CHANGES TO OTHER VEHICLE SYSTEMS. SEE YOUR AUTHORIZED VEHICLE MANUFACTURER REPRESENTATIVE OR BRAKE MANUFACTURER.

HOW TO MEASURE BACKSPACING



Step #1: Remove a wheel from your car and lay it on a flat surface with the backside (the side that faces the brakes) facing up.

Step #2: Lay a straight edge across the wheel. With a ruler or measuring tape, measure the distance from the lower edge of the straight edge mounting pad. To avoid interference, you may need to deflate or remove the tire from the wheel to complete this measurements.

The measurement ("A" in the diagram) is the amount of backspacing of the wheel.

USEFUL TERMS:

Rim Width:

Width measurement from bead seat to bead seat, not across the flanges of the rim.

Rim Diameter:

Height measurement from bead seat to bead seat, not across the flanges of the rim.

Rim Flange:

Outermost edge of rim to which clip-on wheel weight are fastened.

Bead Seat:

Area where tire bead rests and seals on the inside of the rim.

Safety Bead:

Raised areas circling the rim slightly inward from the bead seat. Required by D.O.T. on all wheels for street driven vehicles. It keeps the tire from slipping off the rim bell when deflated or under-inflated.

Rim Bell:

Area between edge of rim and rim drop area.

Rim Drop:

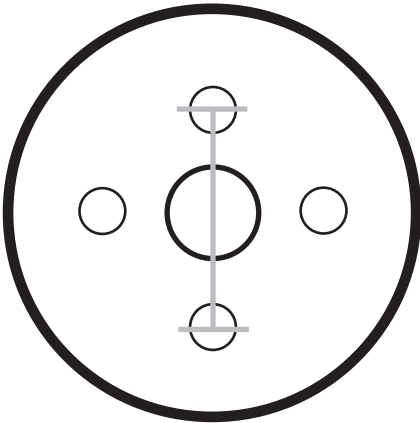
Area of rim having the smallest diameter.

Mounting Pad:

Flat surface at rear of hub that mounts against hub of vehicle.

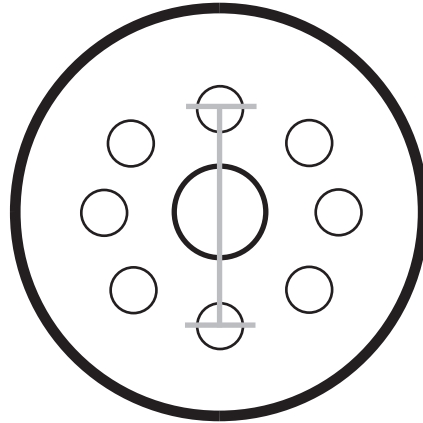
HOW TO MEASURE BOLT CIRCLES

4 LUG



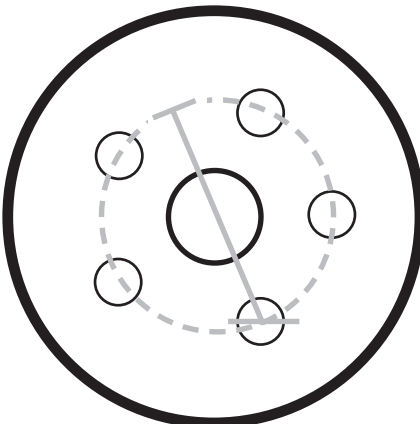
Middle of 2 holes directly across from one another.

8 LUG



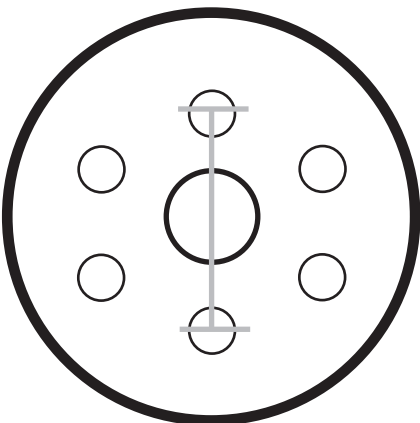
Middle of 2 holes directly across from one another.

5 LUG



It is necessary to use a "Bolt Pattern Gauge" to obtain an accurate measurement.

6 LUG



Middle of 2 holes directly across from one another.

Step #1:

Pick drawing that represents your wheel.

Step #2:

Measure as shown. Measurement equals bolt circle size.

USEFUL TERMS:

Bolt Circle (Pattern):

The diameter of an imaginary circle drawn thru the center of each lug hole or stud.

Centerline:

The exact center of width measurement of rim.

Positive Offset:

Indicates that the mounting pad is in front of, or on the street side of, the centerline of the rim. Most often found on wheels for front wheel drive vehicles. Sometimes, this is also referred to as "inset".

Negative Offset:

Indicates that the mounting pad is behind or on the drum side of the wheel. Found on most standard rear wheel drive vehicles and on many reversed wheels. Sometimes, this is also referred to as "outset".

LUG NUT AND WASHER STYLES



Conical Seat - Open End Bulge



Conical Seat - Standard



Conical Seat - Bulge



Conical Seat - ET / Ultra



Mag Shank - Standard



Cragar Off-Center Washer



Cragar On-Center Washer



Keystone Off-Center Washer



Keystone On-Center Washer



Standard Mag Washer



**BLACK
ROCK®**

UNIQUE

Cragar, Black Rock, Unique and other associated marks are registered trademarks of The Carlstar Group LLC.

© 2022 The Carlstar Group, LLC. All rights reserved.
Revision 05/22. Part # STW-L-1402.

Products Subject to Change Without Notice.

WWW.CRAGARWHEEL.COM

WWW.BLACKROCKWHEELS.COM

WWW.UNIQUEWHEEL.COM

